

Contents

- 2** Ward Stays by Postcode and GP Practice, Per Year
- 12** Number of Referrals to Shire Hill Intermediate Care Unit Per Postcode Sector April 15 – May 17
- 13** Number of Referrals to ICFT Intermediate Care Unit Per Postcode Sector April 15 – May 17
- 14** Postcode Sector Analysis Table
- 15** Referrals to GP Surgeries to Shire Hill Intermediate Care April 15 – May 17
- 16** Referrals to GP Surgeries to ICFT Intermediate Care April 15 – May 17
- 17** Shire Hill Postcode Radius Map (Patient)
- 18** ICFT Postcode Radius Map (Patient)
- 19** Proportion of Patients within Specific Radius of Intermediate Care Providers
- 20** Travel Time Analysis Table
- 21** Travel Times from Key Locations within Tameside and Glossop
- 24** Shire Hill Drive Time Mon-Fri 0700 - 0900
- 25** ICFT Drive Time Mon-Fri 0700-0900
- 26** Shire Hill Drive Time Mon-Fri 1000-1600
- 27** ICFT Drive Time Mon-Fri 1000-1600
- 28** Shire Hill Drive Time Mon-Fri 1600-1900
- 29** ICFT Drive Time Mon-Fri 1600-1900
- 30** Shire Hill Drive Time Weekend 0700-1900
- 31** ICFT Drive Time Weekend 0700-1900
- 32** Shire Hill Public Transport/Walking Times Saturday 1000-1600
- 32** ICFT Public Transport/Walking Times Saturday 1000-1600
- 34** Shire Hill Public Transport/Walking Times Tuesday 0700-0900
- 35** ICFT Public Transport/Walking Times Tuesday 0700-0900
- 36** Shire Hill Public Transport/Walking Times Tuesday 1000-1600
- 37** ICFT Public Transport/Walking Times Tuesday 1000-1600
- 38** Shire Hill Public Transport/Walking Times Tuesday 1600-1900
- 39** ICFT Public Transport/Walking Times Tuesday 1600-1900
- 40** Shire Hill ICU Walk Time
- 41** ICFT Walk Time

Shire Hill Summary

2015 Ward Stays by Postcode

Patient Postcode	Number of Ward Stays
SK13	89
SK14	48
M34	39
OL6	26
SK15	24
SK16	21
M43	19
OL5	14
OL7	10
SK23	*
OL3	*
CH2	*
Grand Total	293

2016 Ward Stays by Postcode

Patient Postcode	Number of Ward Stays
SK13	113
SK14	56
M34	51
SK15	44
OL6	31
SK16	28
OL7	28
OL5	25
M43	21
S73	*
Grand Total	398

2017 Ward Stays by Postcode (Jan to Date)

Patient Postcode	Number of Ward Stays
SK14	42
SK13	38
M34	21
SK15	17
SK16	12
OL7	10
OL6	9
M43	8
OL5	*
BS39	*
Grand Total	161

* = data of 5 or less has been suppressed

Stamford Unit Summary

2015 Ward Stays by Postcode

Patient Postcode	Number of Ward Stays
SK14	84
OL6	70
SK15	58
SK16	48
M43	35
SK13	31
OL7	28
OL5	20
M40	*
OL9	*
OL8	*
OL4	*
M11	*
TS26	*
BA13	*
M20	*
M18	*
M33	*
OL3	*
CH2	*
SS2	*
M35	*
WA14	*
PE19	*
CW12	*
Grand Total	518

2016 Ward Stays by Postcode

Patient Postcode	Number of Ward Stays
M34	86
SK15	59
SK14	57
OL6	50
OL7	35
SK16	32
M43	32
SK13	25
OL5	10
OL3	*
SK6	*
M12	*
SK1	*
M40	*
CB9	*
SK17	*
M25	*
SK7	*
CW12	*
M45	*
ME3	*
SK3	*
NULL	*
SK8	*
M35	*
SK9	*
TS4	*
WN7	*

2016 Ward Stays Continued

M33	*
OL9	*
Grand Total	415

2017 Ward Stays by Postcode (Jan-Date)

Patient Postcode	Number of Ward Stays
SK14	68
M34	63
OL6	51
OL7	48
SK15	45
SK16	44
SK13	39
M43	34
OL5	*
SK6	*
M11	*
M33	*
TF3	*
BL9	*
M25	*
OL9	*
BS39	*
SK5	*
Grand Total	392

* = data of 5 or less has been suppressed

Shire Hill Referrals by GP Practice

* = data of 5 or less has been suppressed

2015 Ward Stays by GP Practice

Neighbourhood	GP Practice	Number of Ward Stays
Glossop	MANOR HOUSE SURGERY	30
N/A	WESLEY STREET	19
Hyde	MOTTRAM MOOR	16
Denton	DENTON MEDICAL PRACTICE	14
N/A	PENNINE MEDICAL CENTRE	13
Denton	MEDLOCK VALE MED. PRACT.	11
Hyde	THE BROOKE SURGERY	11
Hyde	DONNEYBROOK MEDICAL CTR	11
Glossop	HADFIELD MEDICAL CENTRE	11
Ashton	BEDFORD HOUSE MEDICAL CTR	9
Ashton	ALBION MEDICAL PRACTICE	9
Ashton	GORDON STREET MED.CTR.	9
Hyde	THORNLEY HOUSE MED/CTR	8
Denton	CHURCHGATE SURGERY	8
Hyde	HATTERSLEY HEALTH CENTRE	8
Glossop	HOWARD MEDICAL PRACTICE	7
Hyde	DAVAAR MEDICAL CENTRE	7
Glossop	SIMMONDLEY MED PRCTICE	7
Denton	WINDMILL MEDICAL PRACTICE	7
N/A	THE SURGERY	6
Stalybridge	STAVELEIGH MEDICAL CENTRE	6
Denton	76 MARKET STREET	6
Stalybridge	LOCKSIDE MEDICAL CENTRE	6

Neighbourhood	GP Practice	Number of Ward Stays
Stalybridge	THE PIKE MED CTR	*
Ashton	CHAPEL STREET MEDICAL CTR	*
Hyde	THE SMITHY SURGERY	*
Hyde	WEST END MEDICAL CENTRE	*
Hyde	CLARENDON MEDICAL CENTRE	*
Hyde	HT PRACTICE, ASHTON PCC	*
Hyde	GROSVENOR MEDICAL CENTRE	*
Hyde	STALYBRIDGE RESOURCE CTR	*
Hyde	STAMFORD HOUSE	*
Hyde	TAME VALLEY MEDICAL CTR.	*
Hyde	THE HOLLIES SURGERY	*
Hyde	LIME SQUARE	*
Hyde	1-3 ALBION DRIVE	*
Hyde	KING STREET MEDICAL CTR.	*
Hyde	TOWN HALL SURGERY	*
Hyde	THE FAMILY SURGERY	*
Hyde	BROKEN CROSS SURGERY	*
	Grand Total	293

2016 Ward Stays by GP Practice

Neighbourhood	GP Practice	Number of Ward Stays
Glossop	MANOR HOUSE SURGERY	43
Hyde	MOTTRAM MOOR	24
N/A	PENNINE MEDICAL CENTRE	23
N/A	WESLEY STREET	18
Denton	WINDMILL MEDICAL PRACTICE	17
Ashton	BEDFORD HOUSE MEDICAL CTR	16
Glossop	HADFIELD MEDICAL CENTRE	15
Stalybridge	GROSVENOR MEDICAL CENTRE	14
Hyde	DAVAAR MEDICAL CENTRE	14
Hyde	THE SMITHY SURGERY	14
Stalybridge	STAVELEIGH MEDICAL CENTRE	13
Denton	DENTON MEDICAL PRACTICE	12
Denton	MEDLOCK VALE MED. PRACT.	12
Ashton	TAME VALLEY MEDICAL CTR.	11
Glossop	HOWARD MEDICAL PRACTICE	11
Denton	76 MARKET STREET	11
Denton	CHURCHGATE SURGERY	10
Hyde	DONNEYBROOK MEDICAL CTR	10
Ashton	ALBION MEDICAL PRACTICE	10
Ashton	HT PRACTICE, ASHTON PCC	10
Hyde	THE BROOKE SURGERY	9
Glossop	SIMMONDLEY MED PRACTICE	9
Stalybridge	KING STREET MEDICAL CTR.	8
Hyde	CLARENDON MEDICAL CENTRE	8
Glossop	THE SURGERY	6
Ashton	WATERLOO MEDICAL CENTRE	6
Hyde	THORNLEY HOUSE MED/CTR	*

Neighbourhood	GP Practice	Number of Ward Stays
Stalybridge	LOCKSIDE MEDICAL CENTRE	*
Hyde	HATTERSLEY HEALTH CENTRE	*
Stalybridge	STALYBRIDGE RESOURCE CTR	*
Ashton	CHAPEL STREET MEDICAL CTR	*
Ashton	WEST END MEDICAL CENTRE	*
Stalybridge	TOWN HALL SURGERY	*
Ashton	GORDON STREET MED.CTR.	*
N/A	CORNERSTONE CENTRE	*
Stalybridge	MOSSLEY MEDICAL PRACTICE	*
Ashton	STAMFORD HOUSE	*
Hyde	THE HOLLIES SURGERY	*
N/A	LIME SQUARE	*
Stalybridge	THE PIKE MED CTR	*
Denton	1-3 ALBION DRIVE	*
Grand Total		398

2017 Ward Stays by GP Practice (Jan to Date)

Neighbourhood	GP Practice	Number of Ward Stays
Glossop	MANOR HOUSE SURGERY	17
Hyde	DONNEYBROOK MEDICAL CTR	10
Hyde	MOTTRAM MOOR	9
Ashton	BEDFORD HOUSE MEDICAL CTR	7
Hyde	HATTERSLEY HEALTH CENTRE	7
Hyde	DAVAAR MEDICAL CENTRE	7
Denton	DENTON MEDICAL PRACTICE	7
Glossop	HOWARD MEDICAL PRACTICE	7
Denton	76 MARKET STREET	6
Stalybridge	STAVELEIGH MEDICAL CENTRE	6
n/a	WESLEY STREET	6
Denton	WINDMILL MEDICAL PRACTICE	*
Ashton	ALBION MEDICAL PRACTICE	*
Hyde	THE BROOKE SURGERY	*
Hyde	THORNLEY HOUSE MED/CTR	*
Stalybridge	STALYBRIDGE RESOURCE CTR	*
Denton	CHURCHGATE SURGERY	*
Denton	MEDLOCK VALE MED. PRACT.	*
Stalybridge	KING STREET MEDICAL CTR.	*
Stalybridge	LOCKSIDE MEDICAL CENTRE	*
Hyde	THE SMITHY SURGERY	*
Glossop	HADFIELD MEDICAL CENTRE	*
Stalybridge	GROSVENOR MEDICAL CENTRE	*
Glossop	SIMMONDLEY MED PRACTICE	*
Ashton	WEST END MEDICAL CENTRE	*
Hyde	CLARENDON MEDICAL CENTRE	*
Ashton	HT PRACTICE, ASHTON PCC	*
Stalybridge	THE PIKE MED CTR	*

Neighbourhood	GP Practice	Number of Ward Stays
Ashton	CHAPEL STREET MEDICAL CTR	*
Ashton	TAME VALLEY MEDICAL CTR.	*
Ashton	WATERLOO MEDICAL CENTRE	*
Stalybridge	HOLLYBANK	*
n/a	PENNINE MEDICAL CENTRE	*
n/a	HARPTREE SURGERY	*
n/a	HGR OPENSHAW PCC	*
Glossop	THE SURGERY	*
n/a	THE FAMILY SURGERY	*
Grand Total		161

Stamford Unit Referrals by GP Practice

2015 Ward Stays by GP Practice

Neighbourhood	GP Practice	Number of Ward Stays
Denton	WINDMILL MEDICAL PRACTICE	36
Denton	HAUGHTON/THORNLEY MEDICAL CENTRES	29
Ashton	ALBION MEDICAL PRACTICE	24
Ashton	BEDFORD HOUSE MEDICAL CENTRE	24
Hyde	DONNEYBROOK MEDICAL CENTRE	22
Hyde	HAUGHTON/THORNLEY MEDICAL CENTRES	20
Ashton	CHAPEL STREET MEDICAL CENTRE	18
Hyde	HATTERSLEY GROUP PRACTICE	18
Hyde	CLARENDON MEDICAL CENTRE	18
Stalybridge	GROSVENOR MEDICAL CENTRE	17
Denton	CHURCHGATE SURGERY	17
Denton	DENTON MEDICAL PRACTICE	16
Denton	MEDLOCK VALE MEDICAL PRACTICE	15
N/A	LIME SQUARE MEDICAL CENTRE	14
Hyde	THE HOLLIES SURGERY	12
Hyde	THE BROOKE SURGERY	12
Stalybridge	ST.ANDREW'S HOUSE SURGERY	12
Hyde	AWBURN HOUSE MEDICAL PRACTICE	12
Denton	MARKET STREET MEDICAL PRACTICE	12
	STAVELEIGH MEDICAL CENTRE	11
	GORDON STREET MEDICAL CENTRE	11
	PENNINE MEDICAL CENTRE	11
	PIKE MEDICAL PRACTICE	10
	MANOR HOUSE SURGERY	8
	WATERLOO MEDICAL CENTRE	8
	KING STREET MEDICAL CENTRE	8
	TAME VALLEY MEDICAL CENTRE	8
	HADFIELD MEDICAL CENTRE	7

Neighbourhood	GP Practice	Number of Ward Stays
	LAMBGATES HEALTH CENTRE	7
	TOWN HALL SURGERY	6
	DAVAAR MEDICAL CENTRE	6
	DROYLSDEN MEDICAL PRACTICE	6
	GROUP PRACTICE CENTRE	*
	LOCKSIDE MEDICAL CENTRE	*
	WEST END MEDICAL CENTRE	*
	EASTLANDS MEDICAL CENTRE	*
	THE SMITHY SURGERY	*
	GUIDE BRIDGE MEDICAL PRACTICE	*
	STAMFORD HOUSE	*
	FLORENCE HOUSE MEDICAL PRACTICE	*
	DR MOKASHI	*
	FAMILY SURGERY	*
	CORNERSTONE FAMILY PRACTICE	*
	ALEXANDRA GROUP MED PRACT	*
	MOSSLEY MEDICAL PRACTICE	*
	THE MAZHARI & KHAN PRACTICE	*
	FIVE OAKS FAMILIY PRACTICE	*
	LINDLEY HOUSE HEALTH CENTRE	*
	ASHTON GP SERVICE	*
	EDENBRIDGE MED PRACTICE	*
	THE WEAVER VALE SURGERY	*
	PARK VIEW GROUP PRACTICE	*
	ARCHWOOD MEDICAL PRACTICE	*
	GORTON MEDICAL CENTRE	*
	THE SURGERY 1	*
	COTTAGE LANE SURGERY	*

2015 Ward Stays Continued

BROKEN CROSS SURGERY	*
SIMMONDLEY MEDICAL PRACTICE	*
ALVANLEY FAMILY PRACTICE	*
SIDDIQUE & AGHA	*
Grand Total	518

2016 Ward Stays by GP Practice

Neighbourhood	GP Practice	Number of Ward Stays
Denton	WINDMILL MEDICAL PRACTICE	39
Denton	HAUGHTON/THORNLEY MEDICAL CENTRES	24
Ashton	ALBION MEDICAL PRACTICE	21
Stalybridge	STAVELEIGH MEDICAL CENTRE	19
Hyde	DONNEYBROOK MEDICAL CENTRE	18
Ashton	TAME VALLEY MEDICAL CENTRE	16
Denton	DENTON MEDICAL PRACTICE	16
Hyde	THE BROOKE SURGERY	14
Ashton	BEDFORD HOUSE MEDICAL CENTRE	14
Denton	MARKET STREET MEDICAL PRACTICE	13
Denton	CHURCHGATE SURGERY	12
Stalybridge	LOCKSIDE MEDICAL CENTRE	12
Ashton	CHAPEL STREET MEDICAL CENTRE	10
Hyde	AWBURN HOUSE MEDICAL PRACTICE	10
Ashton	STAMFORD HOUSE	10
Stalybridge	GROSVENOR MEDICAL CENTRE	9
Hyde	CLARENDON MEDICAL CENTRE	9
Ashton	HT PRACTICE	9
N/A	PENNINE MEDICAL CENTRE	8
N/A	LIME SQUARE MEDICAL CENTRE	8
Hyde	THE SMITHY SURGERY	8
Stalybridge	KING STREET MEDICAL CENTRE	8
Glossop	MANOR HOUSE SURGERY	8
Ashton	WEST END MEDICAL CENTRE	7
Glossop	COTTAGE LANE SURGERY	6
Stalybridge	TOWN HALL SURGERY	6
Ashton	GORDON STREET MEDICAL CENTRE	6
Stalybridge	ST.ANDREW'S HOUSE SURGERY	6
Denton	MEDLOCK VALE MEDICAL PRACTICE	6

Neighbourhood	GP Practice	Number of Ward Stays
Ashton	ASHTON GP SERVICE	*
Hyde	DAVAAR MEDICAL CENTRE	*
Hyde	HATTERSLEY GROUP PRACTICE	*
Glossop	SIMMONDLEY MEDICAL PRACTICE	*
Hyde	THE HOLLIES SURGERY	*
Glossop	LAMBGATES HEALTH CENTRE	*
N/A	SADDLEWORTH MEDICAL PRACTICE	*
Stalybridge	PIKE MEDICAL PRACTICE	*
N/A	THE MAZHARI & KHAN PRACTICE	*
Glossop	HADFIELD MEDICAL CENTRE	*
Denton	DROYLSDEN MEDICAL PRACTICE	*
N/A	CORNERSTONE FAMILY PRACTICE	*
N/A	FLORENCE HOUSE MEDICAL PRACTICE	*
N/A	DR MOKASHI	*
Glossop	GROUP PRACTICE CENTRE	*
N/A	PARK VIEW GROUP PRACTICE	*
Ashton	WATERLOO MEDICAL CENTRE	*
N/A	CHADSFIELD MEDICAL PRACTICE	*
N/A	NORTHENDEN GROUP PRACTICE	*
N/A	ARCHWOOD MEDICAL PRACTICE	*
N/A	ADDINGHAM SURGERY	*
N/A	THE VILLAGE SURGERY	*
Denton	GUIDE BRIDGE MEDICAL PRACTICE	*
N/A	THE ENDEAVOUR PRACTICE	*
N/A	WILKINSON PRACTICE	*
N/A	GATLEY MEDICAL CENTRE	*
N/A	ALVANLEY FAMILY PRACTICE	*
N/A	THE UPLANDS MEDICAL PRACTICE	*
N/A	FIVE OAKS FAMILY PRACTICE	*

2016 Ward Stays continued

Neighbourhood	GP Practice	Number of Ward Stays
N/A	READESMOOR MEDICAL GROUP PRACTICE	*
N/A	BRINNINGTON HEALTH CENTRE 2	*
N/A	FAILSWORTH GROUP PRACTICE	*
N/A	GORTON MEDICAL CENTRE	*
N/A	DR DD THOMAS' PRACTICE	*
Stalybridge	MILLBROOK MEDICAL PRACTICE	*
Stalybridge	MOSSLEY MEDICAL PRACTICE	*
	Grand Total	415

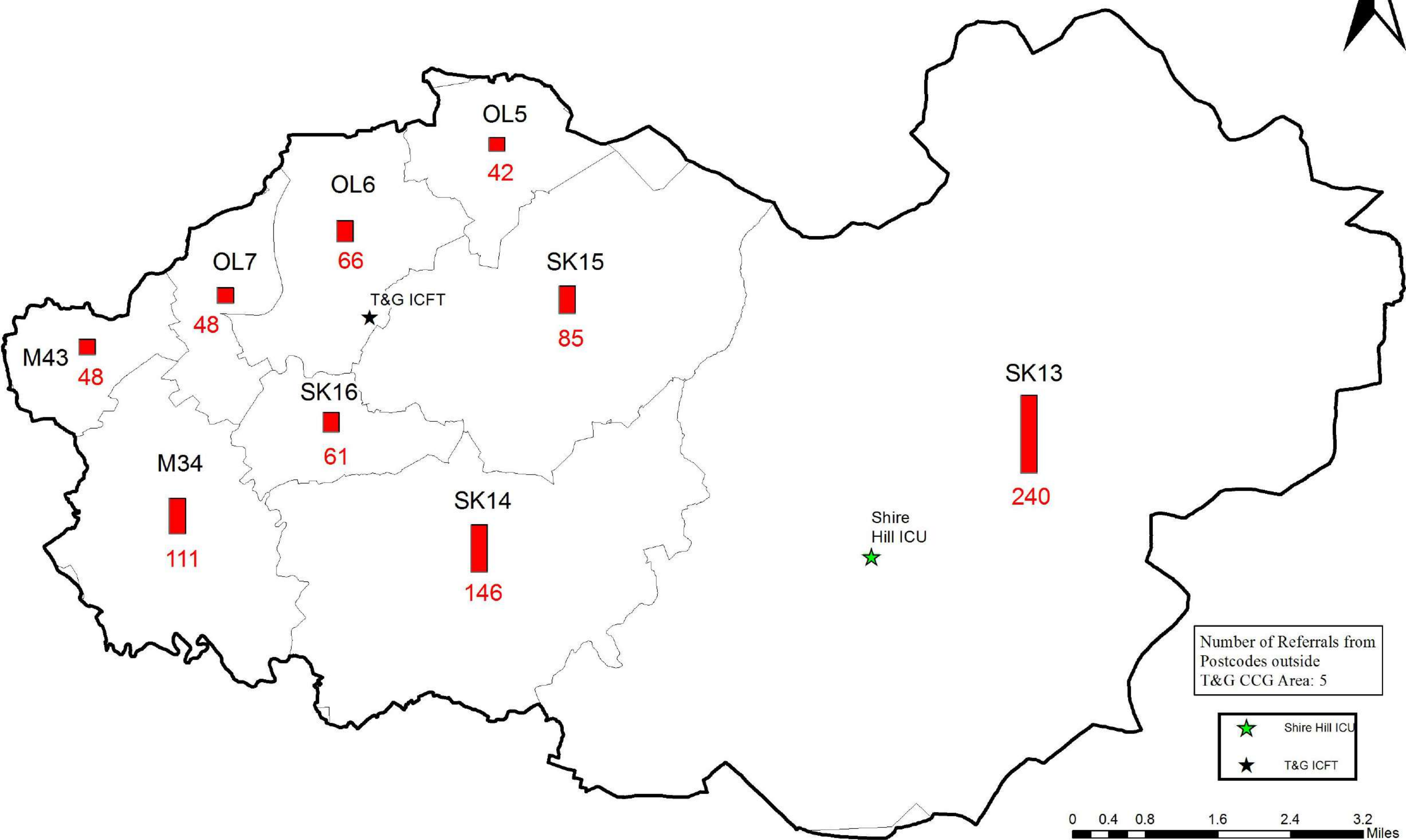
2017 Ward Stays by GP Practice (Jan to Date)

Neighbourhood	GP Practice	Number of Ward Stays
Ashton	BEDFORD HOUSE MEDICAL CENTRE	20
Hyde	DAVAAR MEDICAL CENTRE	21
Ashton	ALBION MEDICAL PRACTICE	22
Hyde	CLARENDON MEDICAL CENTRE	16
Denton	WINDMILL MEDICAL PRACTICE	18
Ashton	TAME VALLEY MEDICAL CENTRE	13
Hyde	DONNEYBROOK MEDICAL CENTRE	17
Ashton	CHAPEL STREET MEDICAL CENTRE	14
Glossop	MANOR HOUSE SURGERY	17
Hyde	AWBURN HOUSE MEDICAL PRACTICE	14
Denton	MEDLOCK VALE MEDICAL PRACTICE	14
Denton	DENTON MEDICAL PRACTICE	13
N/A	LIME SQUARE MEDICAL CENTRE	11
Stalybridge	GROSVENOR MEDICAL CENTRE	9
Stalybridge	KING STREET MEDICAL CENTRE	13
Ashton	STAMFORD HOUSE	9
Hyde	HAUGHTON/THORNLEY MEDICAL CENTRES	17
Glossop	LAMBGATES HEALTH CENTRE	10
Stalybridge	ST.ANDREW'S HOUSE SURGERY	7
Hyde	THE BROOKE SURGERY	10
Stalybridge	STAVELEIGH MEDICAL CENTRE	12
Glossop	SIMMONDLEY MEDICAL PRACTICE	6
Ashton	HT PRACTICE	11
Denton	CHURCHGATE SURGERY	9
Ashton	GORDON STREET MEDICAL CENTRE	*
Denton	GUIDE BRIDGE MEDICAL PRACTICE	8

* = data of 5 or less has been suppressed

Neighbourhood	GP Practice	Number of Ward Stays
N/A	PENNINE MEDICAL CENTRE	9
Glossop	GROUP PRACTICE CENTRE	*
Hyde	HATTERSLEY GROUP PRACTICE	6
Stalybridge	LOCKSIDE MEDICAL CENTRE	7
Denton	MARKET STREET MEDICAL PRACTICE	7
Ashton	WATERLOO MEDICAL CENTRE	*
Stalybridge	TOWN HALL SURGERY	6
Denton	DROYLSDEN MEDICAL PRACTICE	*
N/A	FIRSWAY HEALTH CENTRE	*
Ashton	ASHTON GP SERVICE	*
Hyde	THE SMITHY SURGERY	*
N/A	THE MISBOURNE SURGERY	*
N/A	SILVERDALE MEDICAL PRACTICE	*
N/A	CORNERSTONE FAMILY PRACTICE	*
N/A	FIVE OAKS FAMILIY PRACTICE	*
N/A	DR MOKASHI	*
N/A	WILKINSON PRACTICE	*
N/A	GORTON MEDICAL CENTRE	*
N/A	EASTLANDS MEDICAL CENTRE	*
Ashton	WEST END MEDICAL CENTRE	*
N/A	HARPTREE SURGERY	*
Glossop	HADFIELD MEDICAL CENTRE	*
Grand Total		409

Number of Referrals to Shire Hill Intermediate Care Unit Per Postcode Sector April 2015-May 2017

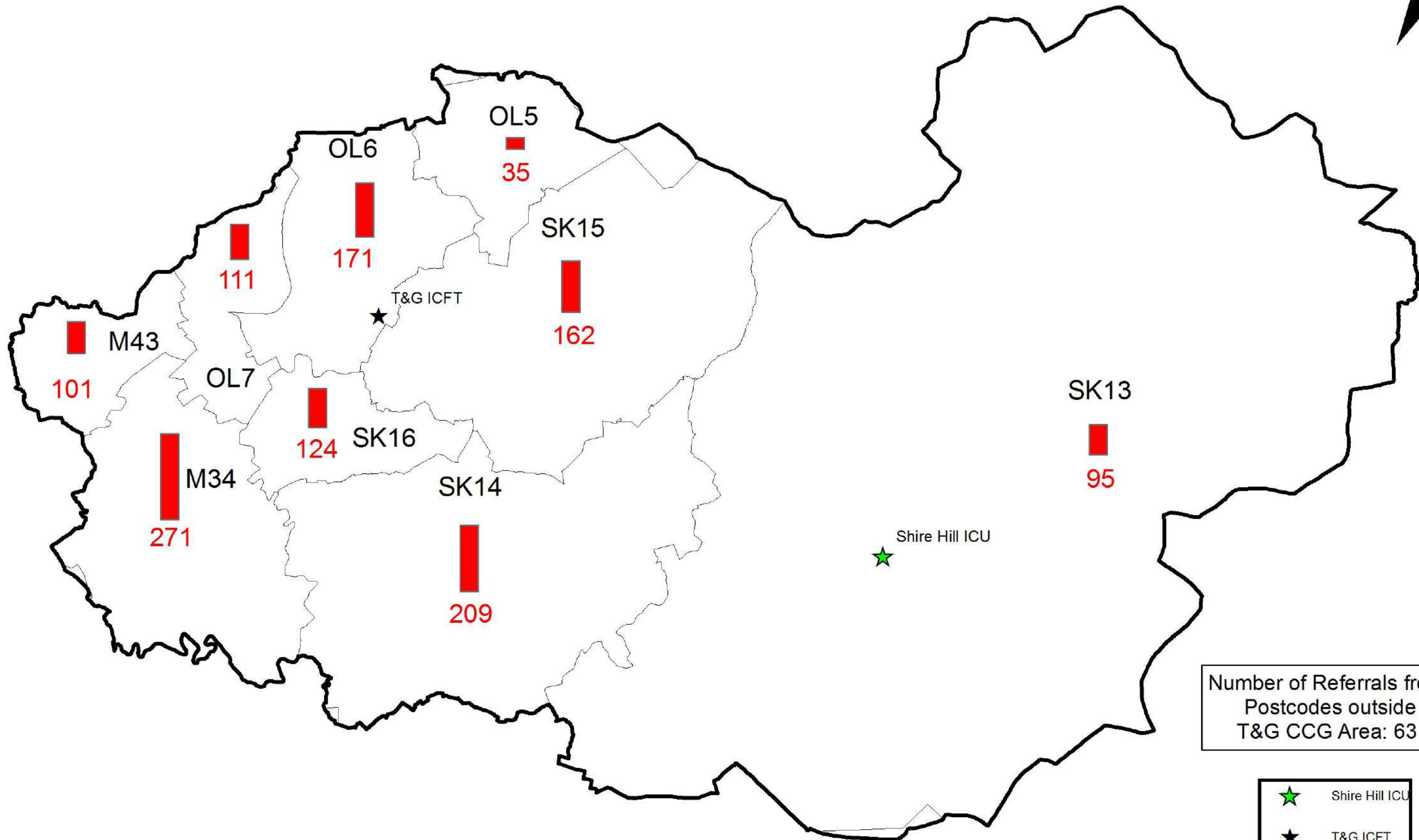


Number of Referrals from Postcodes outside T&G CCG Area: 5

- ★ Shire Hill ICU
- ★ T&G ICFT

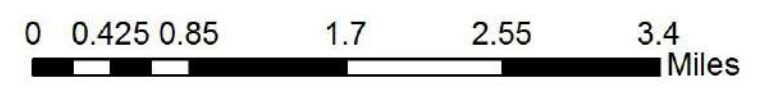
0 0.4 0.8 1.6 2.4 3.2 Miles

Number of Referrals to ICFT Intermediate Care Unit Per Postcode Sector March 2015-May 2017



Number of Referrals from Postcodes outside T&G CCG Area: 63

-  Shire Hill ICU
-  T&G ICFT



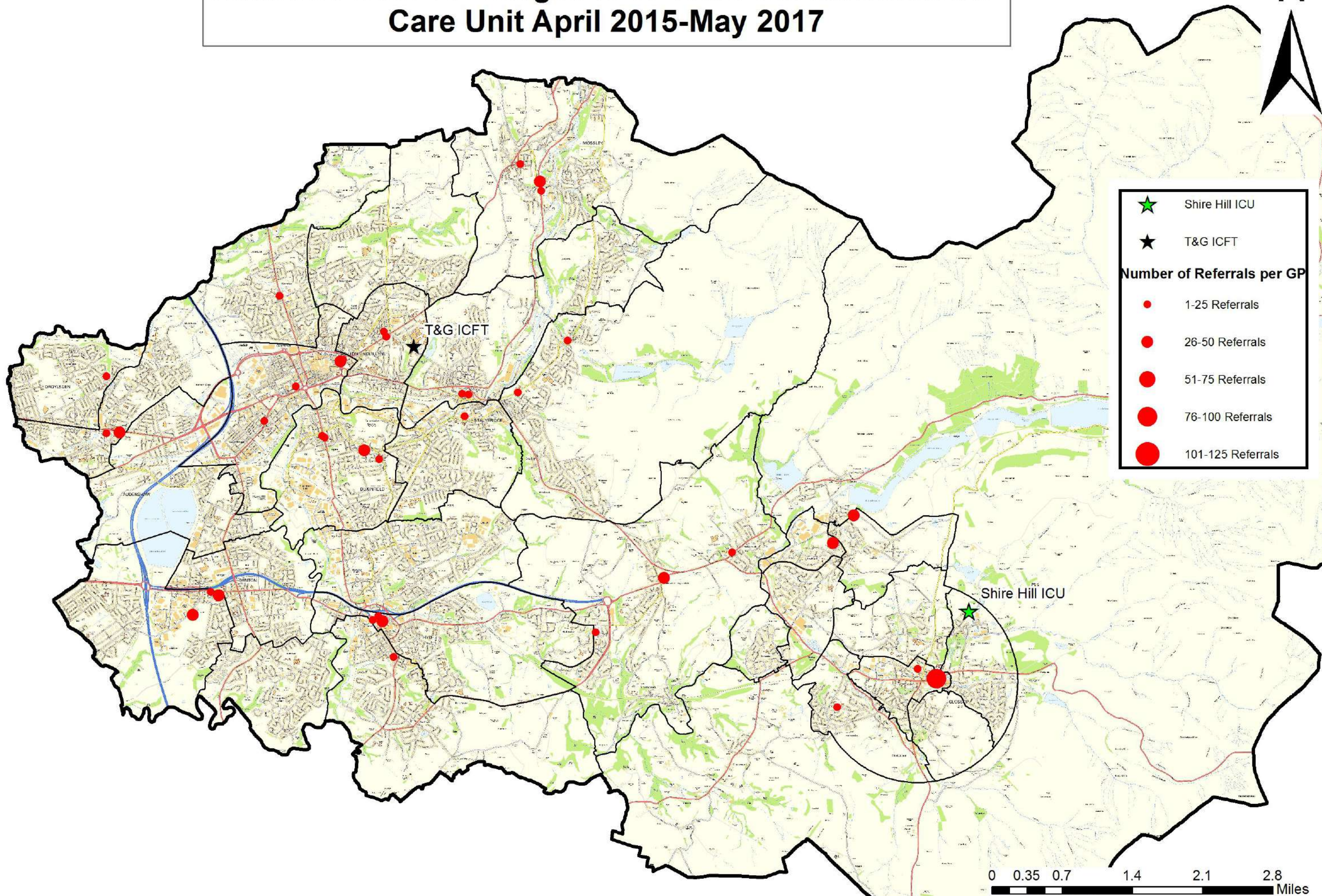
Postcode Sector	Shire Hill	
	Number of Referrals to Shire Hill (Apr 2015 - May 2017)	Percentage of Referrals to Shire Hill (Apr 2015 - May 2017)
M34	111	13.0
M43	48	5.6
OL5	42	4.9
OL6	66	7.7
OL7	48	5.6
SK13	240	28.2
SK14	146	17.1
SK15	85	10.0
SK16	61	7.2
Other Postcodes	5	0.6
Total	852	100.0

Postcode Sector	ICFT	
	Number of Referrals to ICFT (Mar 2015 - May 2017)	Percentage of Referrals to ICFT (Mar 2015 - May 2017)
M34	271	20.2
M43	101	7.5
OL5	35	2.6
OL6	171	12.7
OL7	111	8.3
SK13	95	7.1
SK14	209	15.6
SK15	162	12.1
SK16	124	9.2
Other Postcodes	63	4.7
Total	1342	100.0

Postcode Sector	Combined Shire Hill and ICFT	
	Total number of Referrals to Shire Hill and ICFT (Data periods as above)	Percentage of Total Referrals to Shire Hill and ICFT Combined (Data periods as above)
M34	382	17.4
M43	149	6.8
OL5	77	3.5
OL6	237	10.8
OL7	159	7.2
SK13	335	15.3
SK14	355	16.2
SK15	247	11.3
SK16	185	8.4
Other Postcodes	68	3.1
Total	2194	100.0

Referrals from GP Surgeries to Shire Hill Intermediate Care Unit April 2015-May 2017

N

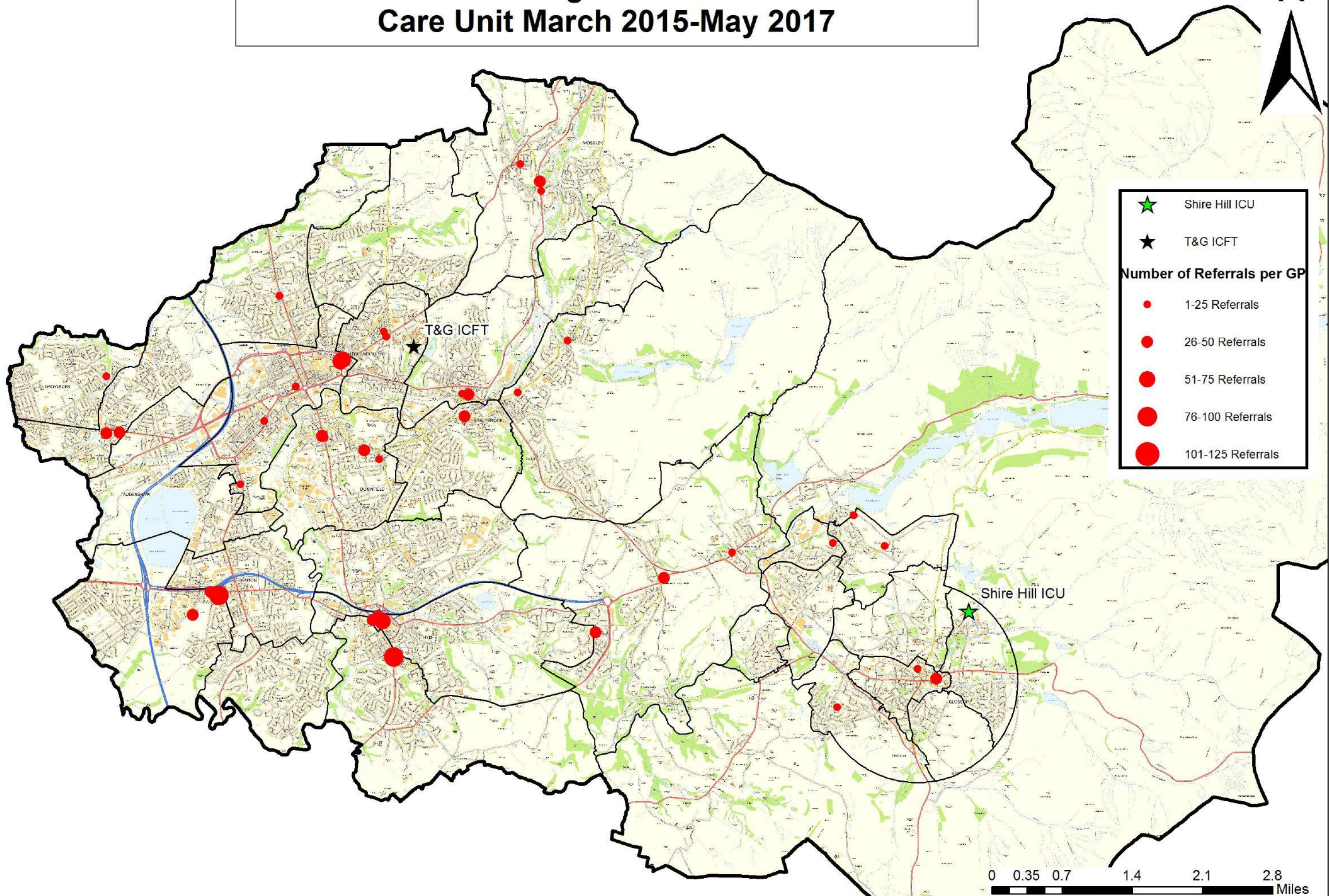


★ Shire Hill ICU
★ T&G ICFT
Number of Referrals per GP
● 1-25 Referrals
● 26-50 Referrals
● 51-75 Referrals
● 76-100 Referrals
● 101-125 Referrals

0 0.35 0.7 1.4 2.1 2.8 Miles

Referrals from GP Surgeries to ICFT Intermediate Care Unit March 2015-May 2017

N



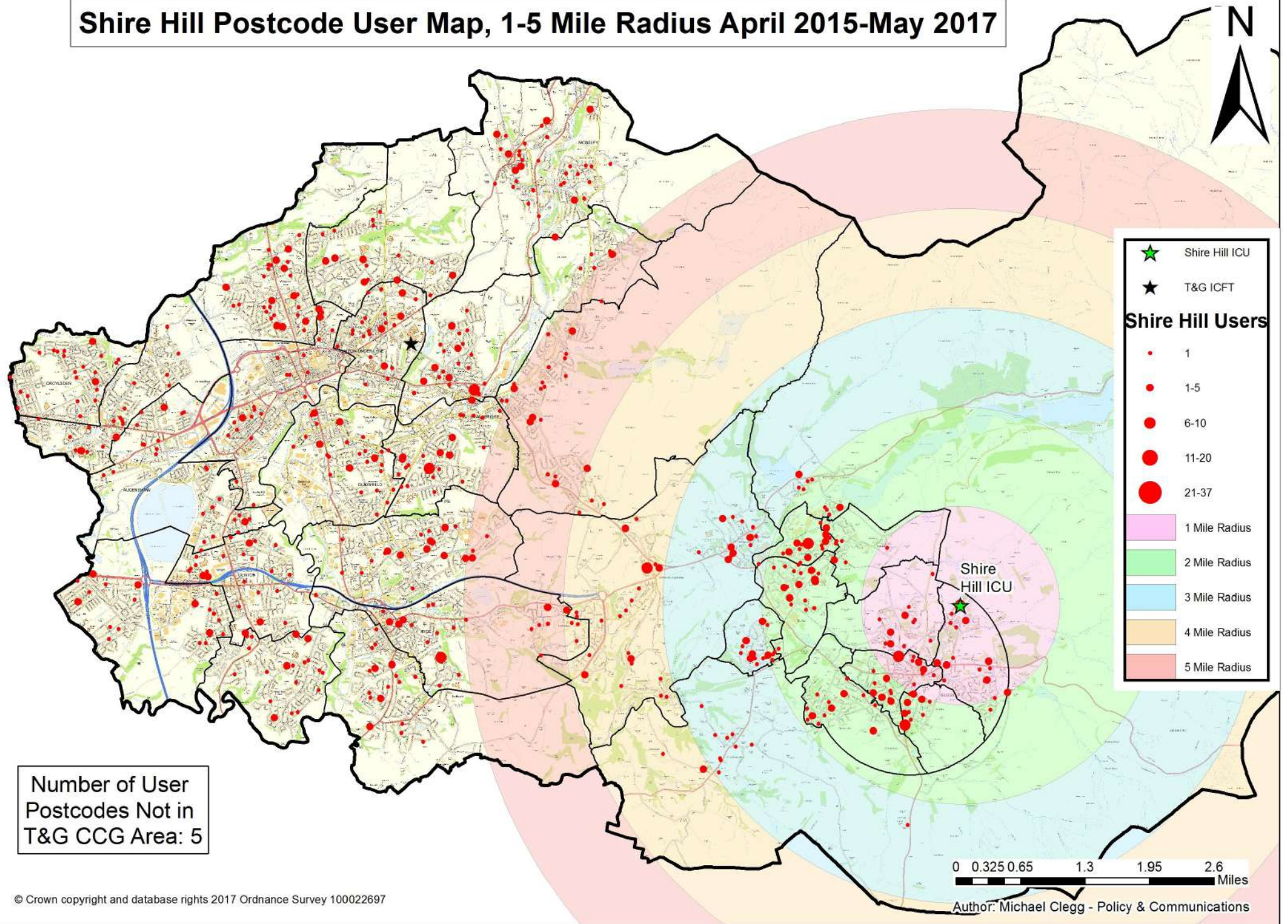
- ★ Shire Hill ICU
- ★ T&G ICFT

Number of Referrals per GP

- 1-25 Referrals
- 26-50 Referrals
- 51-75 Referrals
- 76-100 Referrals
- 101-125 Referrals

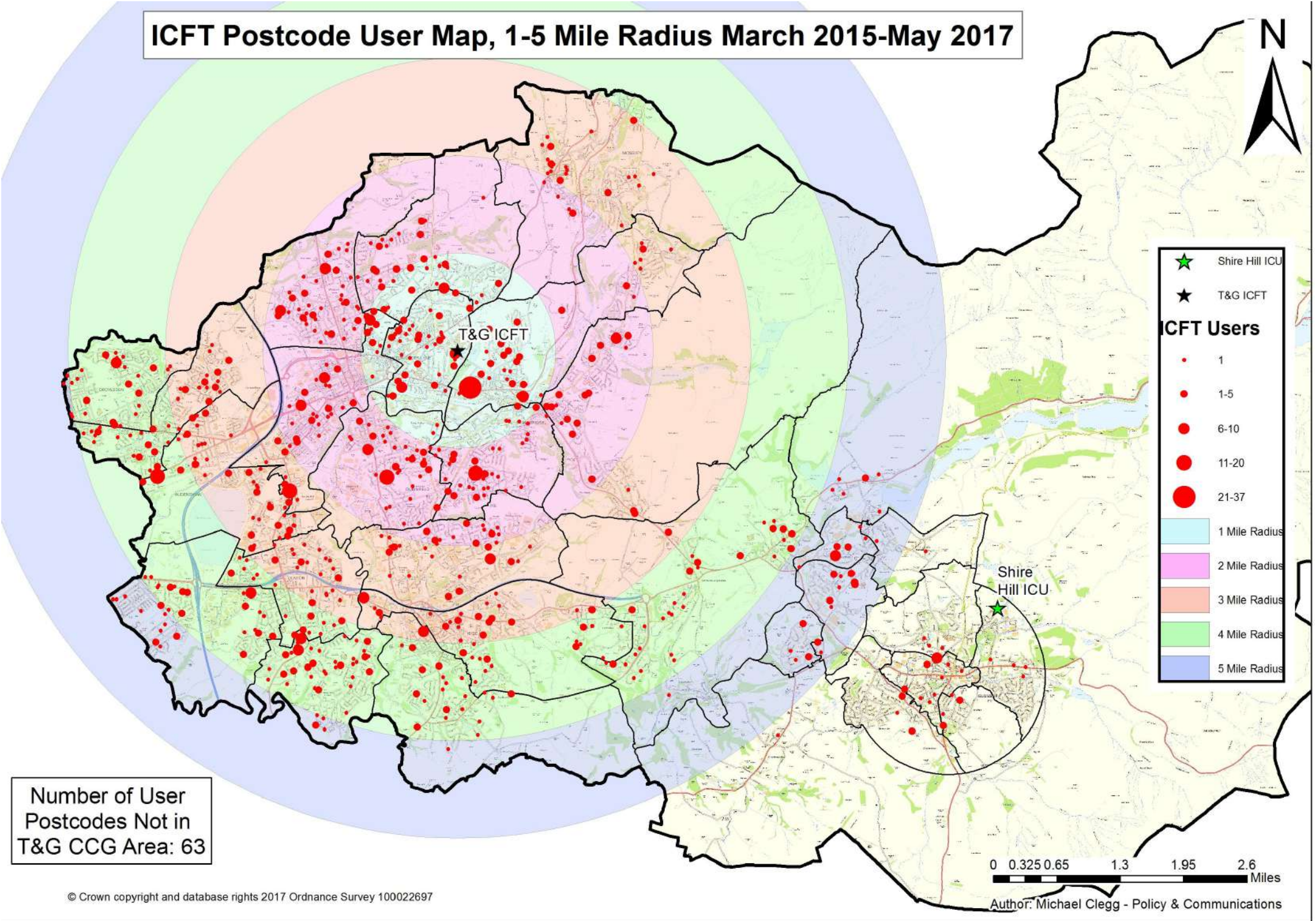
0 0.35 0.7 1.4 2.1 2.8 Miles

Shire Hill Postcode User Map, 1-5 Mile Radius April 2015-May 2017



Number of User Postcodes Not in T&G CCG Area: 5

ICFT Postcode User Map, 1-5 Mile Radius March 2015-May 2017



Number of User Postcodes Not in T&G CCG Area: 63

Intermediate Care Unit	Number of service users from Tameside and Glossop postcodes
Shire Hill (April 2015-May 2017)	847
ICFT (March 2015-May 2017)	1279

Shire Hill Users	Number of Shire Hill users within 1 mile radius of:	% within 1 mile radius of:	Number of Shire Hill users within 2 mile radius of:	% within 2 mile radius of:	Number of Shire Hill users within 3 mile radius of:	% within 3 mile radius of:	Number of Shire Hill users within 4 mile radius of:	% within 4 mile radius of:	Number of Shire Hill users within 5 mile radius of:	% within 5 mile radius of:	Number of Shire Hill users outside of 5 mile radius of:	% outside of 5 mile radius of:
Shire Hill	63	7.4	209	24.7	255	30.1	296	34.9	339	40.0	508	60.0
ICFT	91	10.7	261	30.8	412	48.6	588	69.4	707	83.5	140	16.5

ICFT Users	Number of ICFT users within 1 mile radius of:	% within 1 mile radius of:	Number of ICFT users within 2 mile radius of:	% within 2 mile radius of:	Number of ICFT users within 3 mile radius of:	% within 3 mile radius of:	Number of ICFT users within 4 mile radius of:	% within 4 mile radius of:	Number of ICFT users within 5 mile radius of:	% within 5 mile radius of:	Number of ICFT users outside of 5 mile radius of:	% outside of 5 mile radius of:
Shire Hill	20	1.6	89	7.0	111	8.7	146	11.4	206	16.1	1073	83.9
ICFT	216	16.9	569	44.5	837	65.4	1156	90.4	1231	96.2	48	3.8

Mode of Transport/Time Period	Location	% of Population within 0-15 Minutes	% of Population within 0-30 Minutes	% of Population within 0-45 Minutes	% of Population within 0-60 Minutes	% of Population 60 Minutes +
Drive Time Monday-Friday 0700-0900	Shire Hill	19.3	99.8	99.8	99.8	0.2
	ICFT	86.3	99.8	99.8	99.8	0.2
Drive Time Monday-Friday 1000-1600	Shire Hill	20.8	99.8	99.8	99.8	0.2
	ICFT	89.3	99.8	99.8	99.8	0.2
Drive Time Monday-Friday 1600-1900	Shire Hill	20.2	99.8	99.8	99.8	0.2
	ICFT	86.2	99.8	99.8	99.8	0.2
Drive Time Weekend 0700-1900	Shire Hill	22.2	99.8	99.8	99.8	0.2
	ICFT	92.0	99.8	99.8	99.8	0.2
Public Transport Tuesday 0700-0900	Shire Hill	3.1	11.3	16.7	35.9	64.1
	ICFT	9.0	39.1	71.6	96.4	3.6
Public Transport Tuesday 1000-1600	Shire Hill	1.9	10.7	24.0	54.8	45.2
	ICFT	9.2	40.3	79.6	99.2	0.8
Public Transport Tuesday 1600-1900	Shire Hill	1.9	11.2	25.3	57.1	42.9
	ICFT	8.5	37.8	77.7	99.0	1.0
Public Transport Saturday 1000-1600	Shire Hill	1.9	10.6	23.9	54.9	45.1
	ICFT	9.2	40.1	78.7	99.0	1.0
Walk Time	Shire Hill	0.6	4.5	9.1	13.0	87.0
	ICFT	3.6	15.7	31.8	43.5	56.5

Mode of Transport/Time Period	Location	Count of Population within 0-15 Minutes	Count of Population within 0-30 Minutes	Count of Population within 0-45 Minutes	Count of Population within 0-60 Minutes	Count of Population 60 Minutes +
Drive Time Monday-Friday 0700-0900	Shire Hill	48819	251913	251913	251913	505
	ICFT	217865	251913	251913	251913	505
Drive Time Monday-Friday 1000-1600	Shire Hill	52371	251913	251913	251913	505
	ICFT	225274	251913	251913	251913	505
Drive Time Monday-Friday 1600-1900	Shire Hill	51092	251872	251913	251913	505
	ICFT	217582	251913	251913	251913	505
Drive Time Weekend 0700-1900	Shire Hill	55905	251913	251913	251913	505
	ICFT	232161	251913	251913	251913	505
Public Transport Tuesday 0700-0900	Shire Hill	7773	28559	42178	90534	161884
	ICFT	22684	98597	180776	243314	9104
Public Transport Tuesday 1000-1600	Shire Hill	4826	26892	60650	138329	114089
	ICFT	23323	101624	200858	250422	1996
Public Transport Tuesday 1600-1900	Shire Hill	4854	28314	63845	144022	108396
	ICFT	21526	95450	196140	249866	2552
Public Transport Saturday 1000-1600	Shire Hill	4826	26787	60266	138571	113847
	ICFT	23187	101098	198558	249998	2420
Walk Time	Shire Hill	1406	11339	22973	32825	219593
	ICFT	8960	39705	80157	109868	142550

Travel Times from Key Locations within Tameside and Glossop

Location	Drive Time Mon-Fri 0700-0900 (Time in Minutes)		Drive Time Mon-Fri 1000-1600 (Time in Minutes)		Drive Time Mon-Fri 1600-1900 (Time in Minutes)		Drive Time Weekend 0700-1900 (Time in Minutes)	
	Shire Hill	ICFT	Shire Hill	ICFT	Shire Hill	ICFT	Shire Hill	ICFT
Ashton	22.49	4.67	21.33	4.5	22.91	4.66	20.11	4.27
Mossley	21.71	7.11	20.3	7.18	21.15	7.09	19.37	7.02
Stalybridge	17.49	4.71	16.36	4.71	17.03	4.87	15.61	4.58
Dukinfield	22.13	5.98	21.49	5.79	22.29	6	20.14	5.46
Hyde	17.45	12.4	17.38	12.33	17.04	12.8	16.56	11.3
Broadbottom	12.36	14.45	12.93	14.14	12.98	14.43	12.37	13.41
Hattersley	13.9	12.54	13.15	12.02	13.15	12.51	12.49	11.57
Mottram	11.17	9.96	10.49	9.54	10.59	10.18	9.93	9.22
Denton	20.56	10.64	19.92	10.41	20.11	10.73	19.13	9.77
Audenshaw	22.97	8.12	22.6	7.44	22.83	7.8	21.75	6.99
Droylsden	25.87	9.29	25.52	9.16	25.89	9.54	24.54	8.89
Hadfield	4.96	14.44	5.23	13.89	5.19	14.67	5.13	13.4
Gamesley	8.86	14.55	9.49	15.62	9.1	15.23	8.94	14.05
Glossop	3.73	17.55	3.99	18.13	3.98	18.98	3.84	17.47

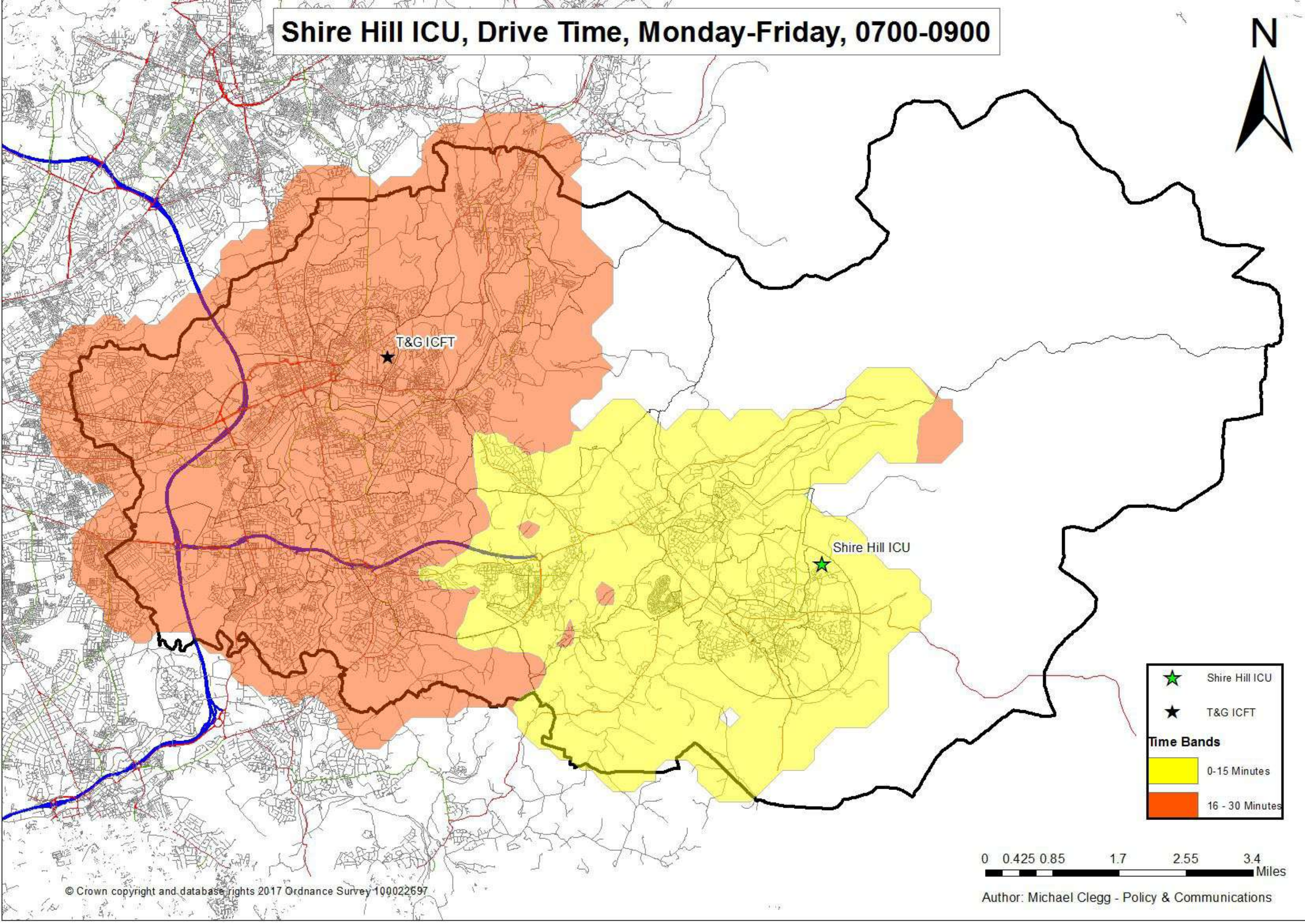
Travel Times from Key Locations within Tameside and Glossop

Location	Public Transport Tuesday 0700- 0900 (Time in Minutes)		Public Transport Tuesday 1000- 1600 (Time in Minutes)		Public Transport Tuesday 1600- 1900 (Time in Minutes)		Public Transport Saturday 1000- 1600 (Time in Minutes)	
	Shire Hill	ICFT	Shire Hill	ICFT	Shire Hill	ICFT	Shire Hill	ICFT
Ashton	56.7	12.13	51.56	12.13	51.56	10.96	51.56	12.13
Mossley	62.18	15.5	65.18	14.5	66.92	17.5	65.18	14.5
Stalybridge	43.7	14.58	41.7	14.58	39.82	14.58	41.7	14.58
Dukinfield	75.91	28.06	65.07	25.32	62.78	27.14	65.07	25.32
Hyde	61.18	39.2	50.94	38.83	49.55	39.2	50.94	38.83
Broadbottom	45.38	45.81	35.14	47.93	34.14	44.93	35.14	47.93
Hattersley	47.89	32.79	41.71	34.79	41.71	34.79	41.71	34.79
Mottram	28.38	26.38	30.38	26.51	29.66	26.51	30.38	26.51
Denton	70.9	40.39	59.66	36.37	57.66	37.37	59.66	37.37
Audenshaw	60.9	33.92	50.66	31.77	50.66	32.42	50.66	31.77
Droylsden	76.26	31.14	65.69	31.14	67.69	33.34	64.69	31.14
Hadfield	26.36	41.63	26.93	41.63	27.89	41.63	26.93	41.63
Gamesley	30.79	48.65	30.96	43.21	29.68	43.21	30.96	43.21
Glossop	9.17	48.49	9.44	41.06	9.44	41.06	9.44	41.06

Travel Times from Key Locations within Tameside and Glossop

Location	Walk Time (Time in Minutes)	
	Shire Hill	ICFT
Ashton	165.63	25.9
Mossley	168.63	56.05
Stalybridge	129.34	22.49
Dukinfield	162.31	37.22
Hyde	137.41	69.83
Broadbottom	83.58	101.61
Hattersley	97.97	89.88
Mottram	75.02	74.8
Denton	167.31	80.28
Audenshaw	189.64	60.69
Droylsden	208.3	73.01
Hadfield	34.31	113.82
Gamesley	53.94	115.16
Glossop	20.24	137.32


Shire Hill ICU, Drive Time, Monday-Friday, 0700-0900



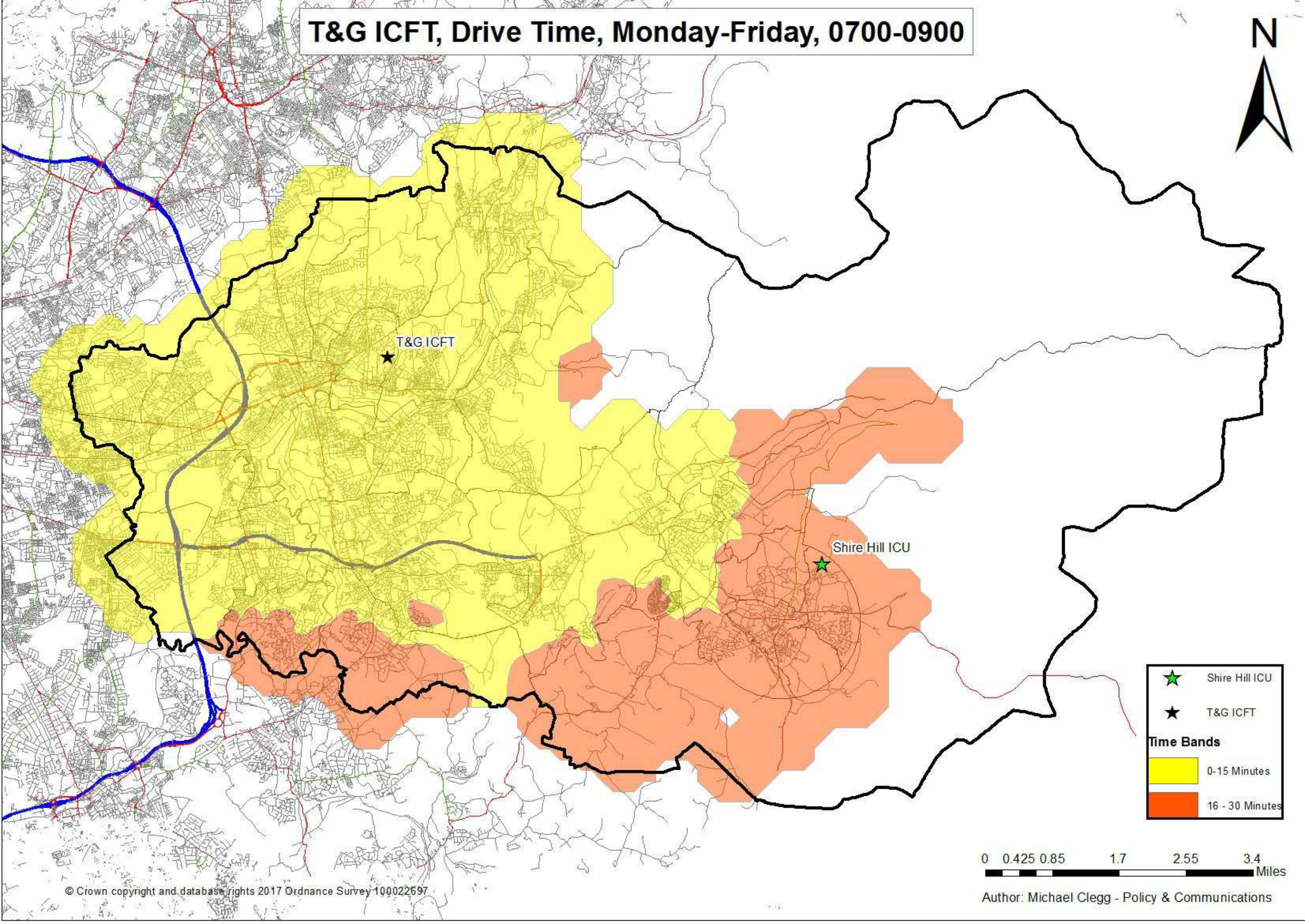
- ★ Shire Hill ICU
- ★ T&G ICFT

Time Bands

- 0-15 Minutes
- 16 - 30 Minutes



T&G ICFT, Drive Time, Monday-Friday, 0700-0900



T&G ICFT

Shire Hill ICU

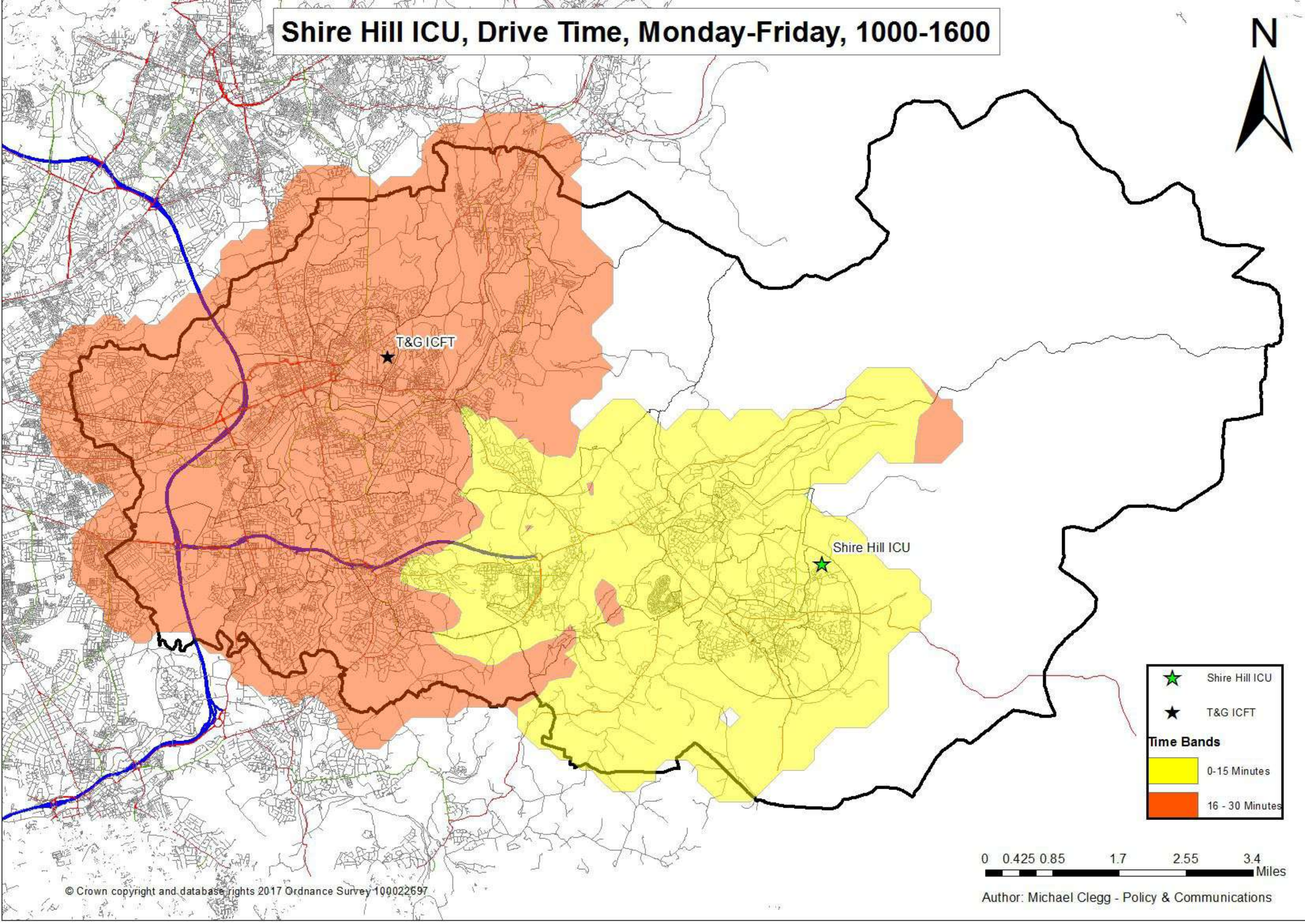
★ Shire Hill ICU
★ T&G ICFT

Time Bands

0-15 Minutes
16 - 30 Minutes

0 0.425 0.85 1.7 2.55 3.4 Miles


Shire Hill ICU, Drive Time, Monday-Friday, 1000-1600



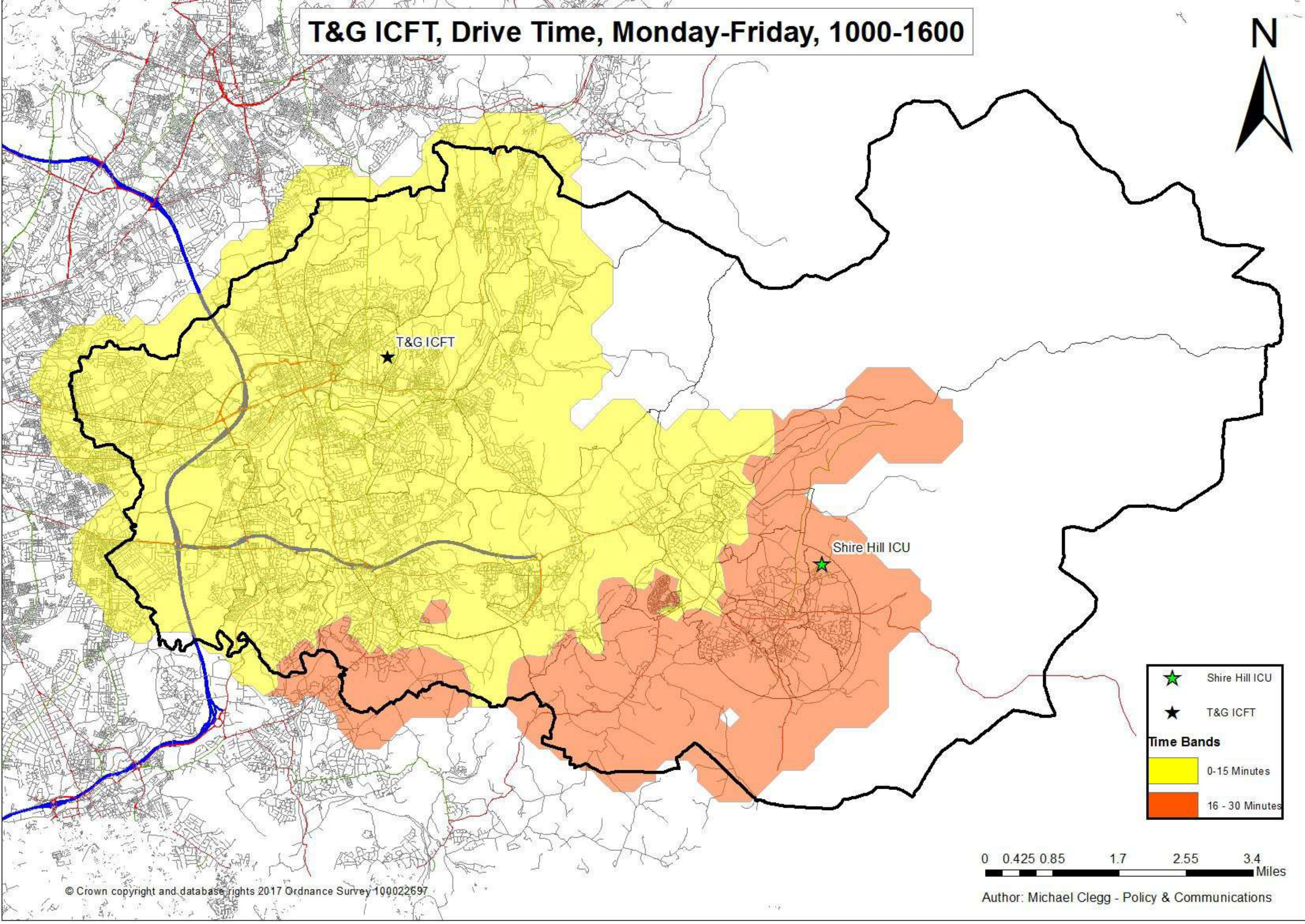
- ★ Shire Hill ICU
- ★ T&G ICFT

Time Bands

- 0-15 Minutes
- 16 - 30 Minutes




T&G ICFT, Drive Time, Monday-Friday, 1000-1600



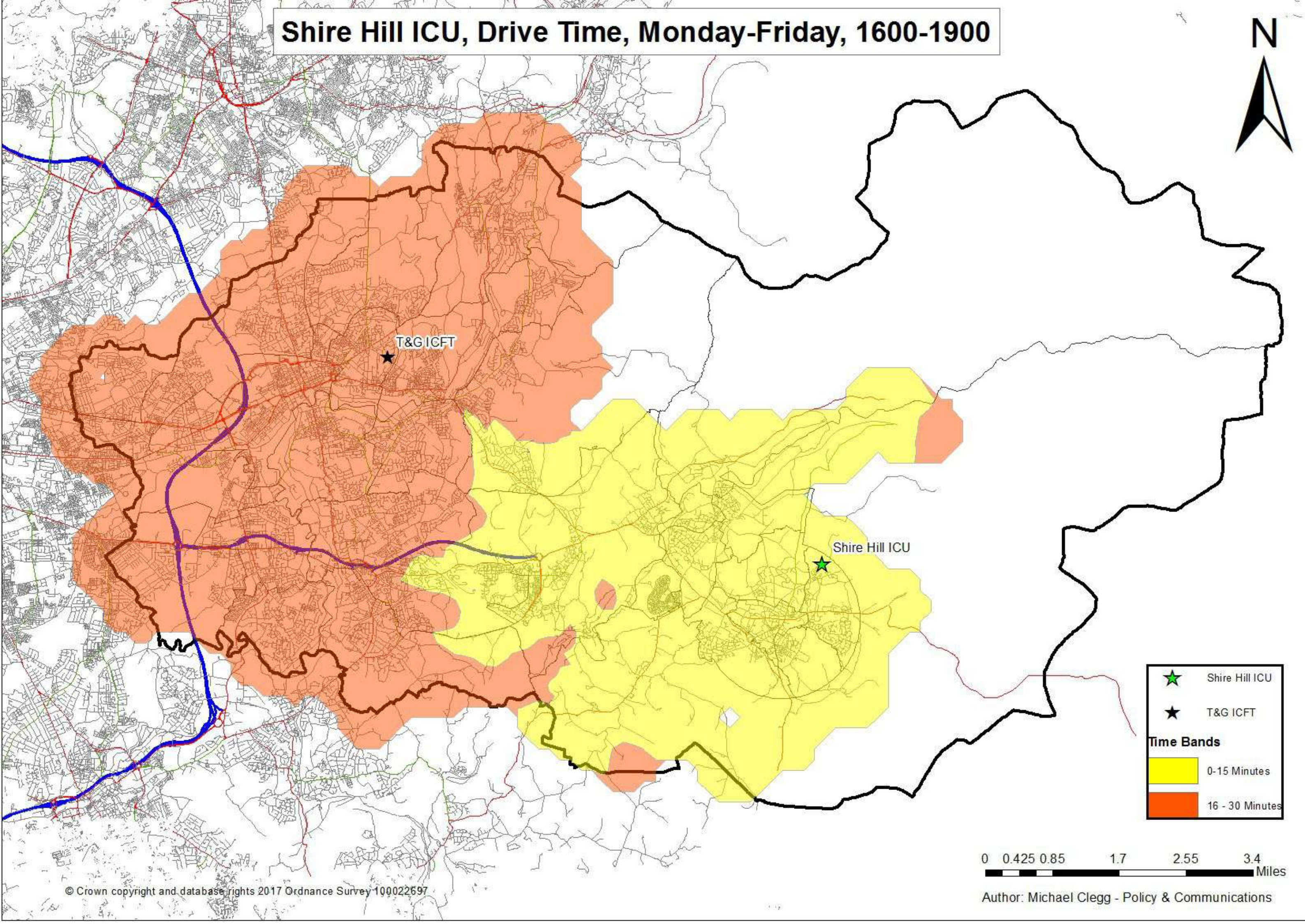
T&G ICFT

Shire Hill ICU

★	Shire Hill ICU
★	T&G ICFT
Time Bands	
Yellow	0-15 Minutes
Orange	16 - 30 Minutes




Shire Hill ICU, Drive Time, Monday-Friday, 1600-1900



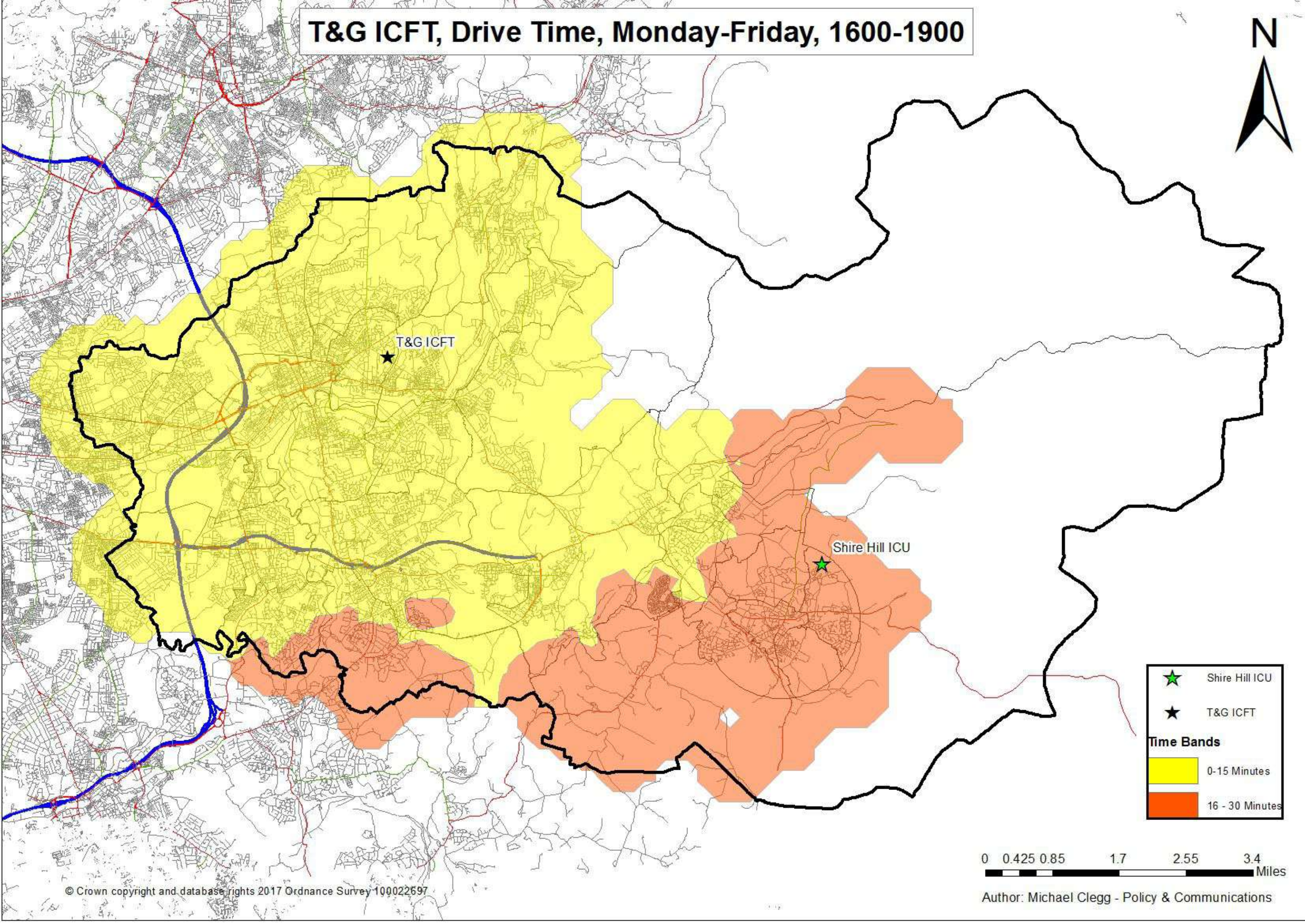
- ★ Shire Hill ICU
- ★ T&G ICFT

Time Bands

- 0-15 Minutes
- 16 - 30 Minutes



T&G ICFT, Drive Time, Monday-Friday, 1600-1900




T&G ICFT

Shire Hill ICU

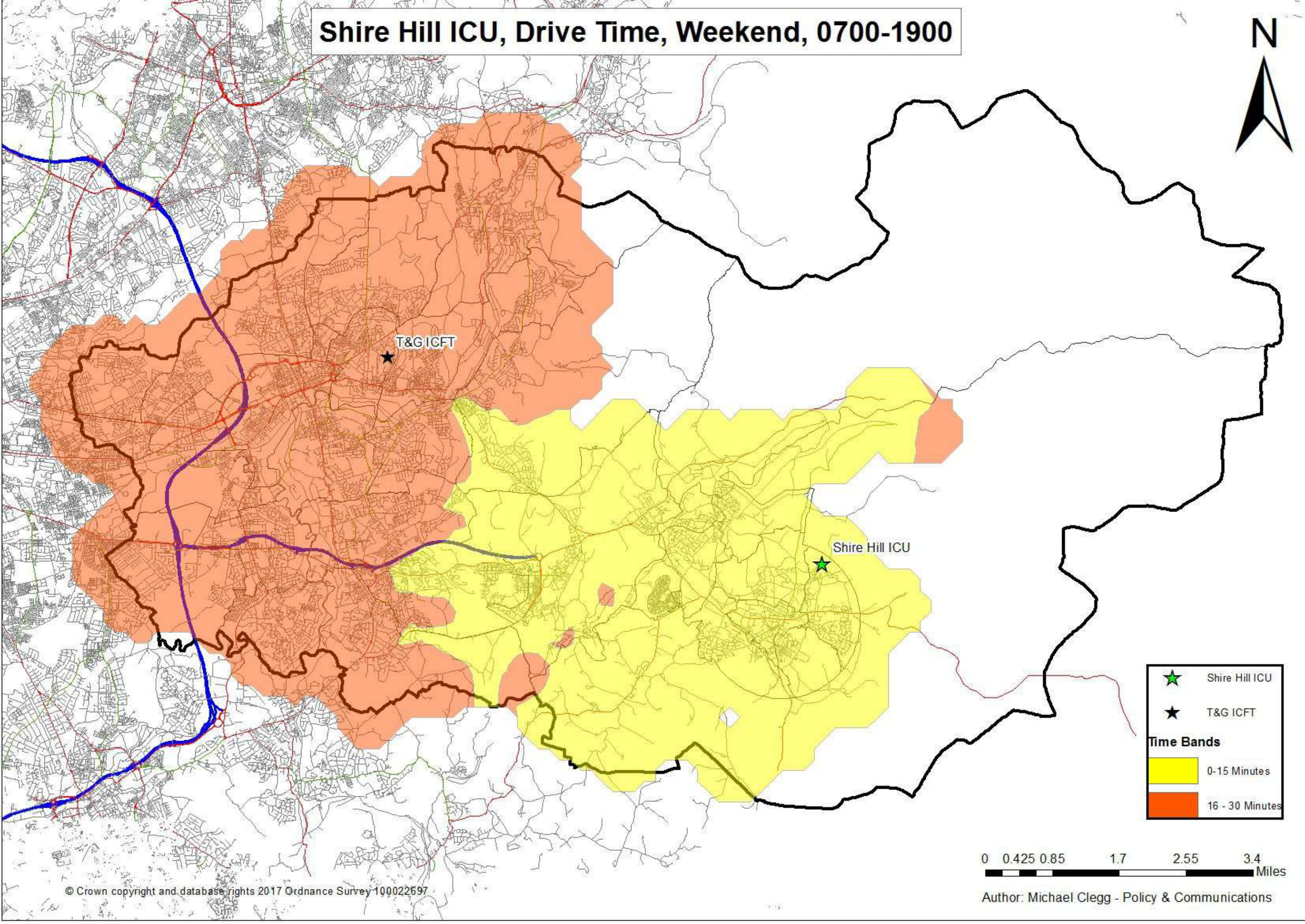
★ Shire Hill ICU
★ T&G ICFT

Time Bands

0-15 Minutes
16 - 30 Minutes



Shire Hill ICU, Drive Time, Weekend, 0700-1900




T&G ICFT

Shire Hill ICU

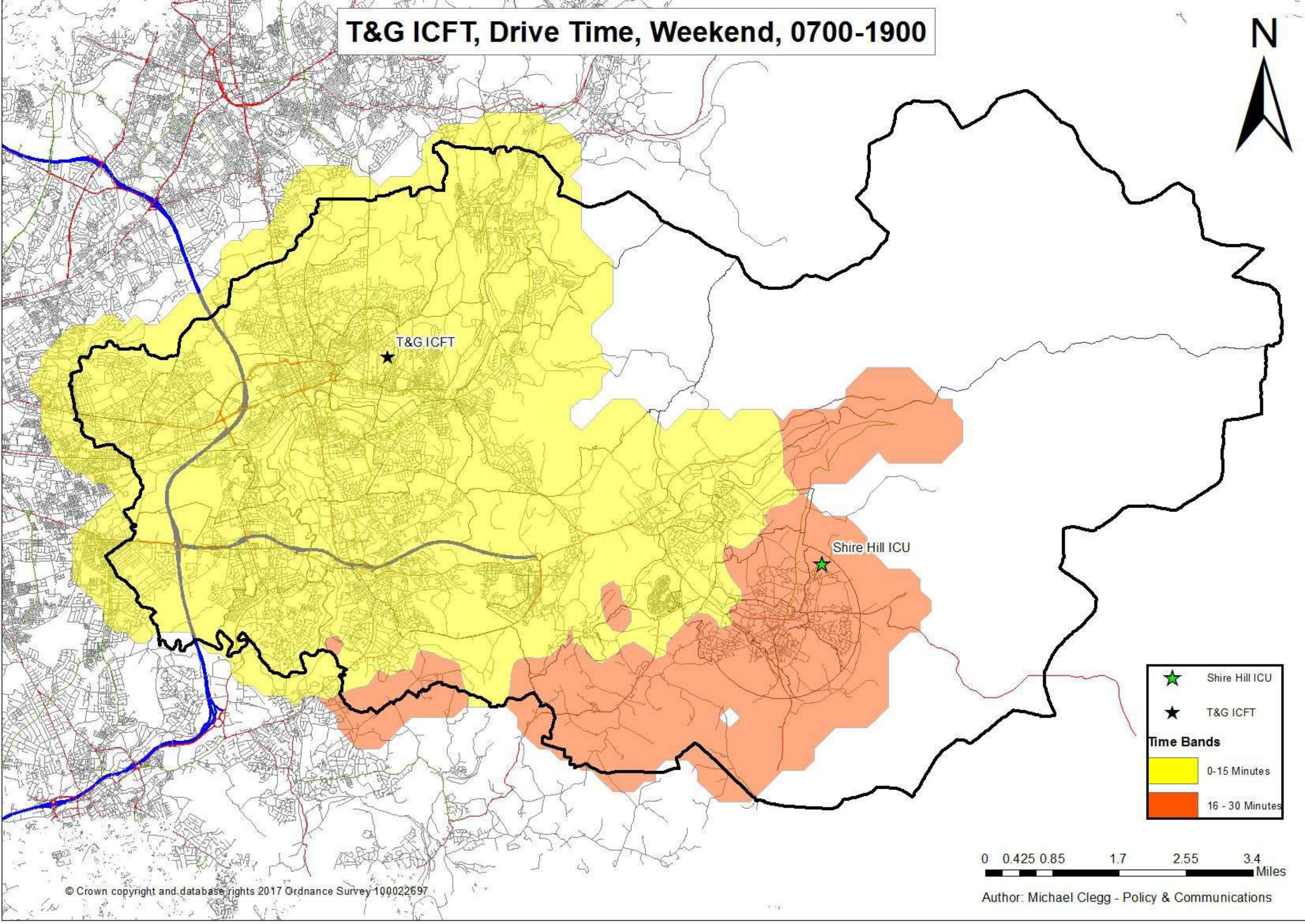
- ★ Shire Hill ICU
- ★ T&G ICFT

Time Bands

- 0-15 Minutes
- 16 - 30 Minutes



T&G ICFT, Drive Time, Weekend, 0700-1900



T&G ICFT

Shire Hill ICU

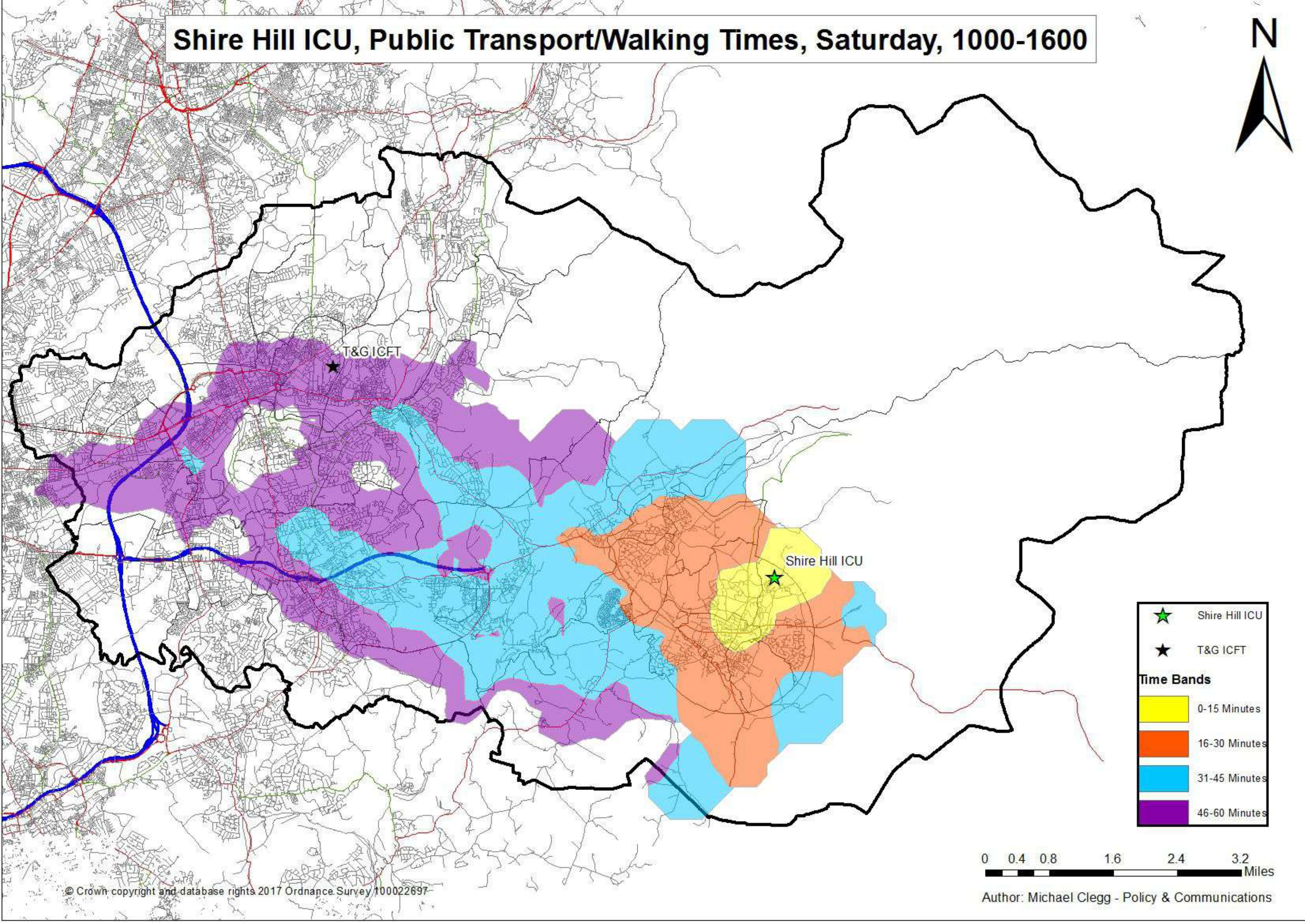
★ Shire Hill ICU
★ T&G ICFT

Time Bands

0-15 Minutes
16 - 30 Minutes



Shire Hill ICU, Public Transport/Walking Times, Saturday, 1000-1600




T&G ICFT

Shire Hill ICU

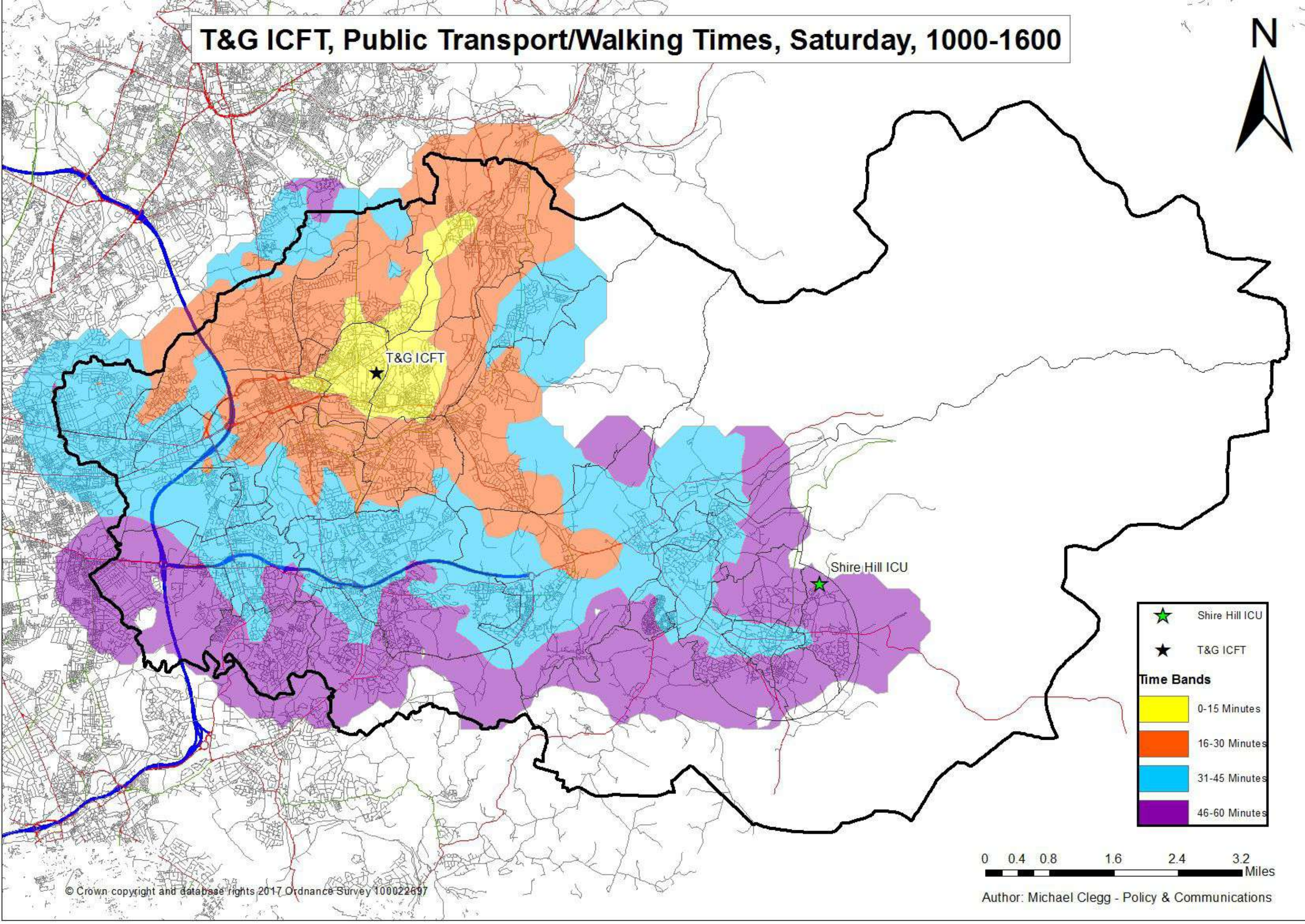
- ★ Shire Hill ICU
- ★ T&G ICFT

Time Bands

- 0-15 Minutes
- 16-30 Minutes
- 31-45 Minutes
- 46-60 Minutes



T&G ICFT, Public Transport/Walking Times, Saturday, 1000-1600




T&G ICFT

Shire Hill ICU

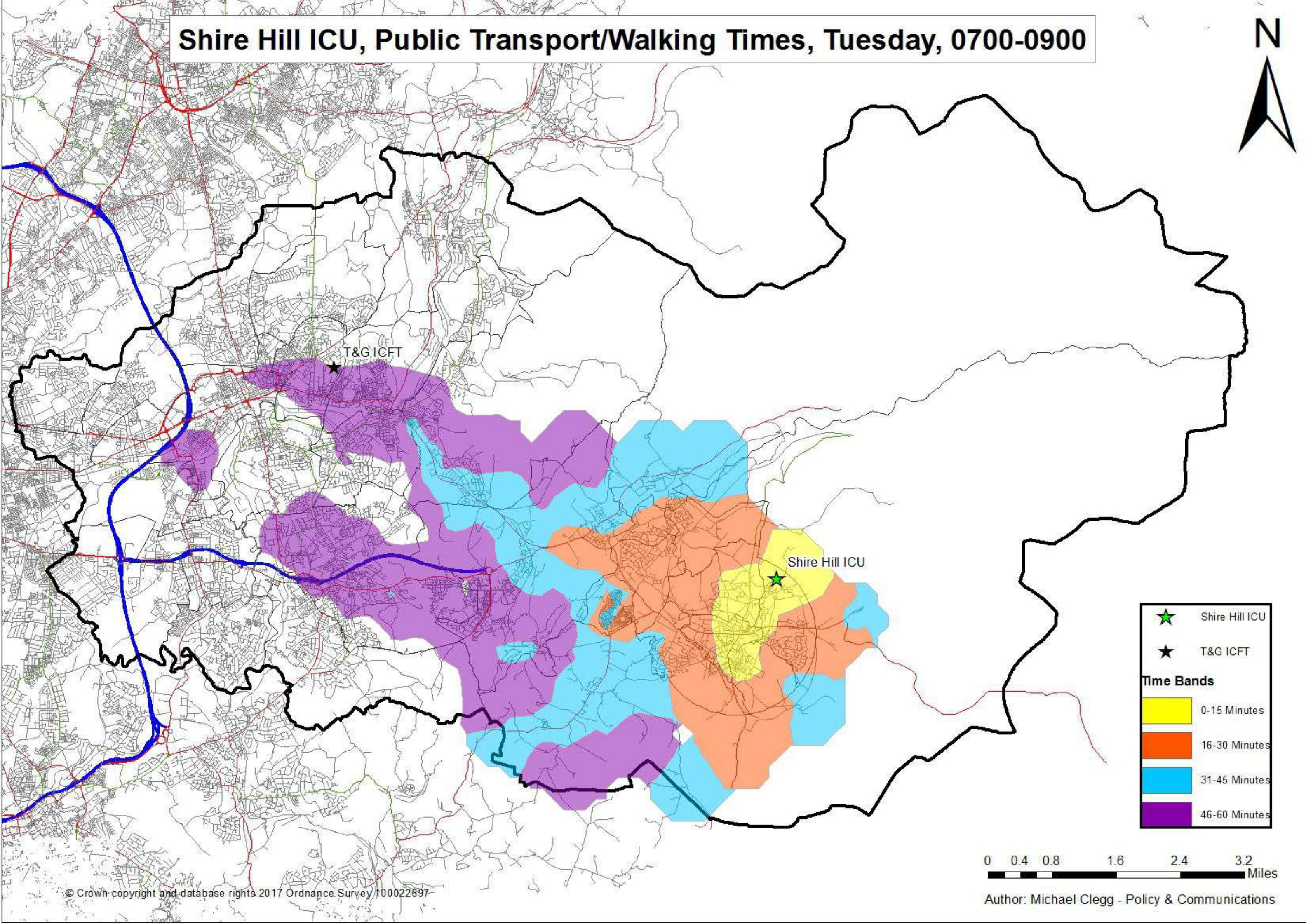
- ★ Shire Hill ICU
- ★ T&G ICFT

Time Bands

- 0-15 Minutes
- 16-30 Minutes
- 31-45 Minutes
- 46-60 Minutes




Shire Hill ICU, Public Transport/Walking Times, Tuesday, 0700-0900



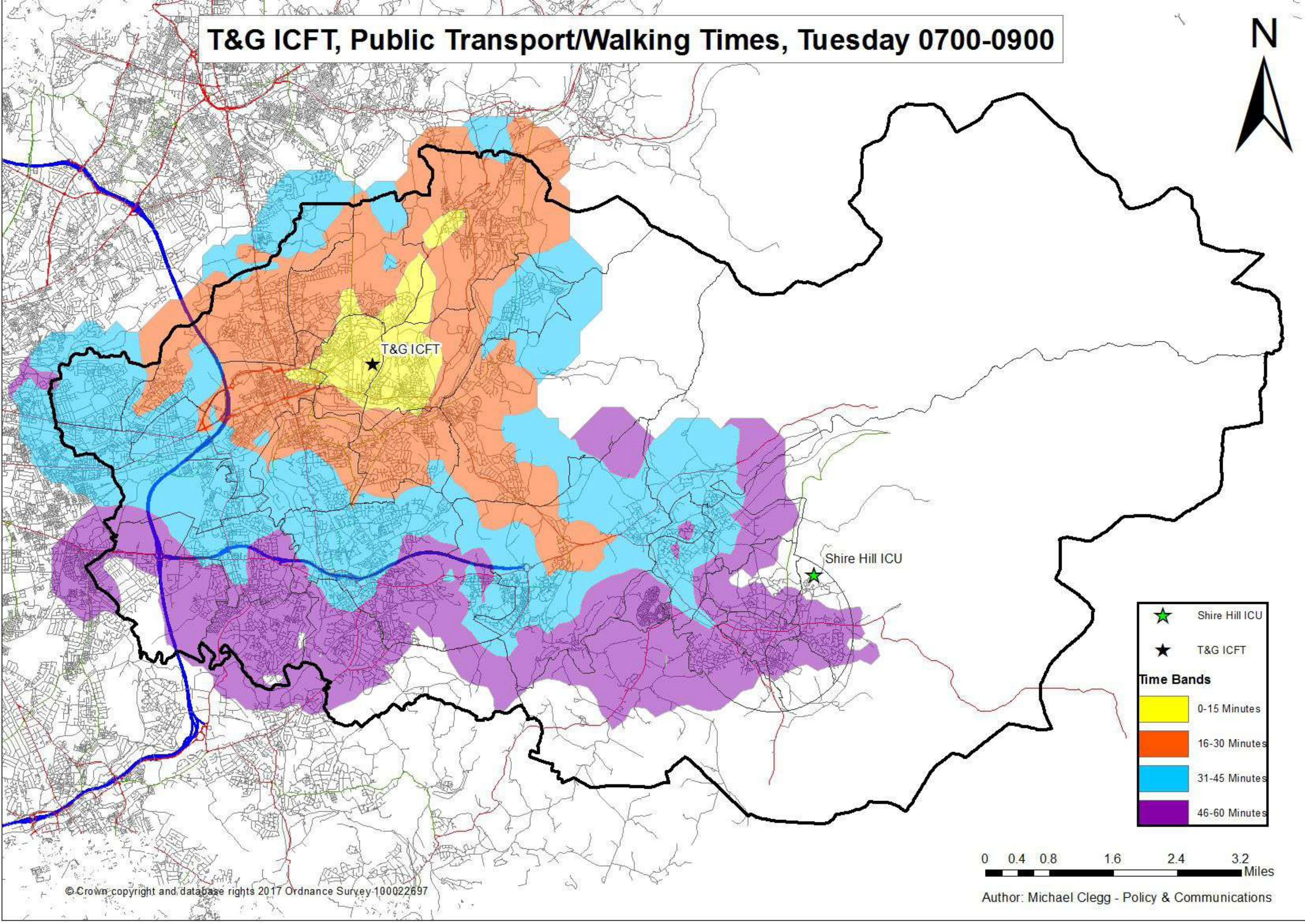
★ Shire Hill ICU
★ T&G ICFT

Time Bands

- 0-15 Minutes
- 16-30 Minutes
- 31-45 Minutes
- 46-60 Minutes



T&G ICFT, Public Transport/Walking Times, Tuesday 0700-0900




T&G ICFT

Shire Hill ICU

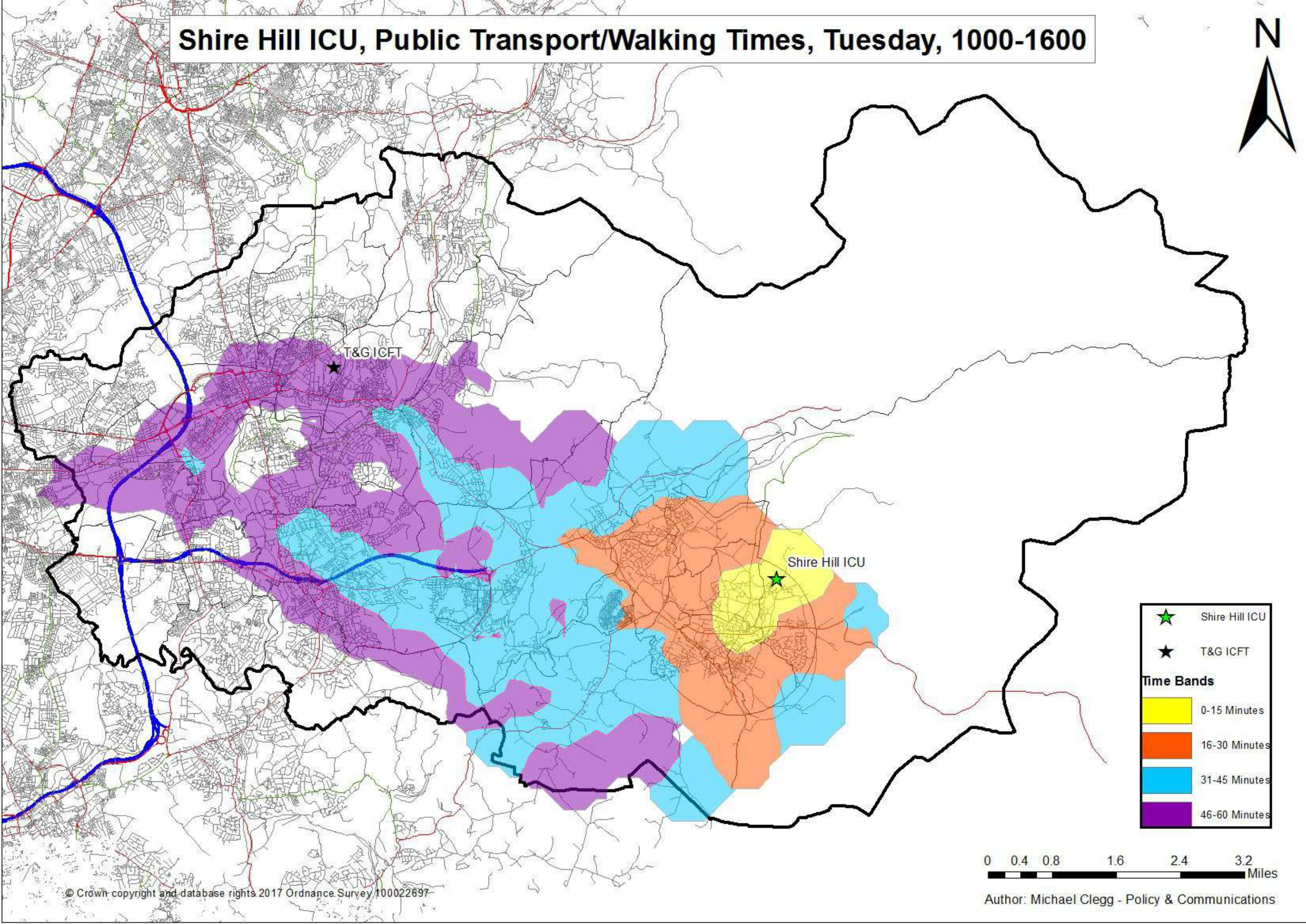
- ★ Shire Hill ICU
- ★ T&G ICFT

Time Bands

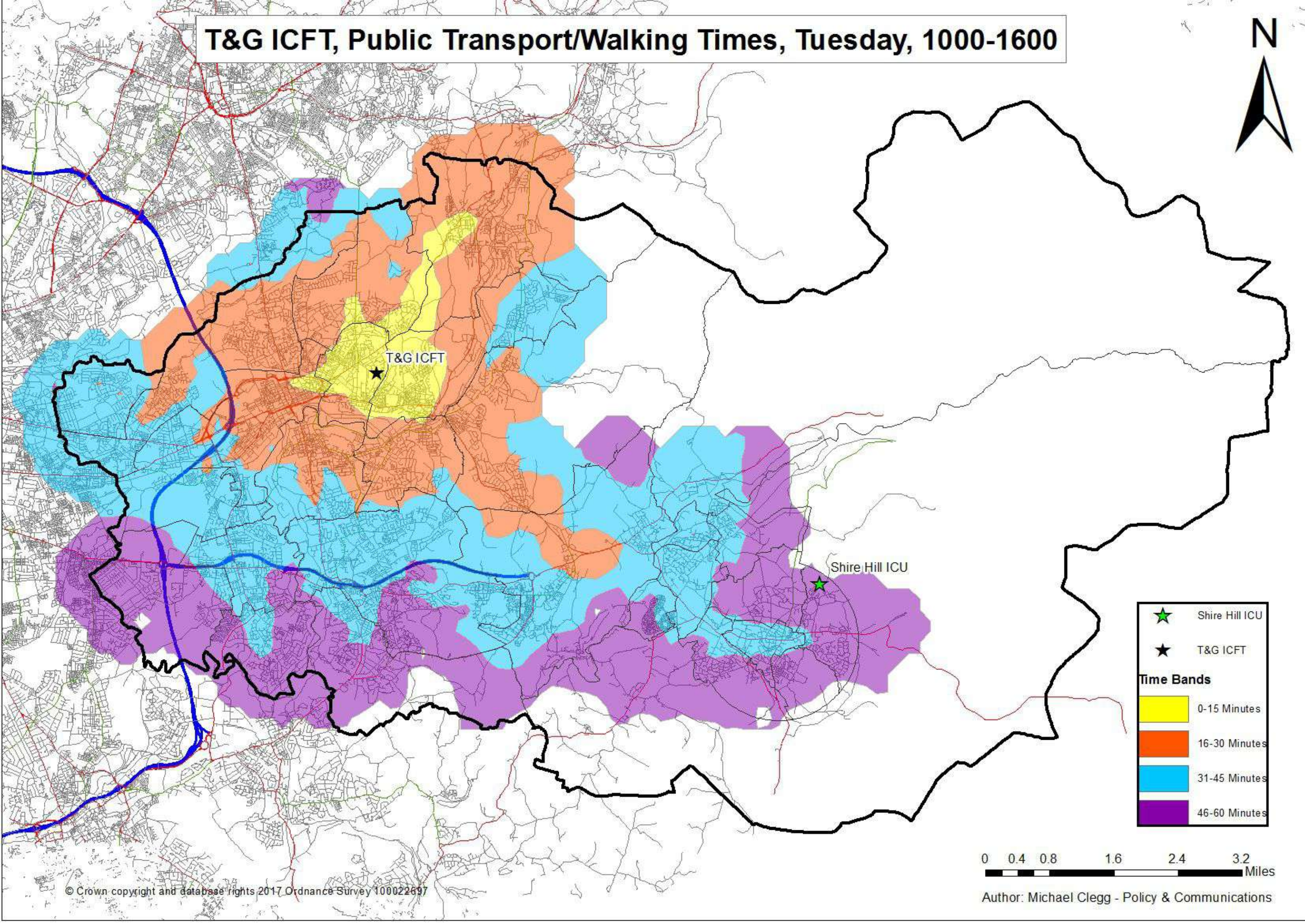
- 0-15 Minutes
- 16-30 Minutes
- 31-45 Minutes
- 46-60 Minutes



Shire Hill ICU, Public Transport/Walking Times, Tuesday, 1000-1600



T&G ICFT, Public Transport/Walking Times, Tuesday, 1000-1600



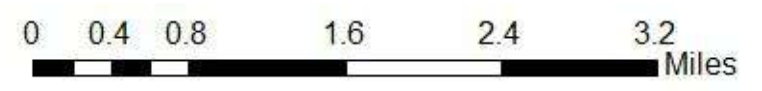
T&G ICFT

Shire Hill ICU

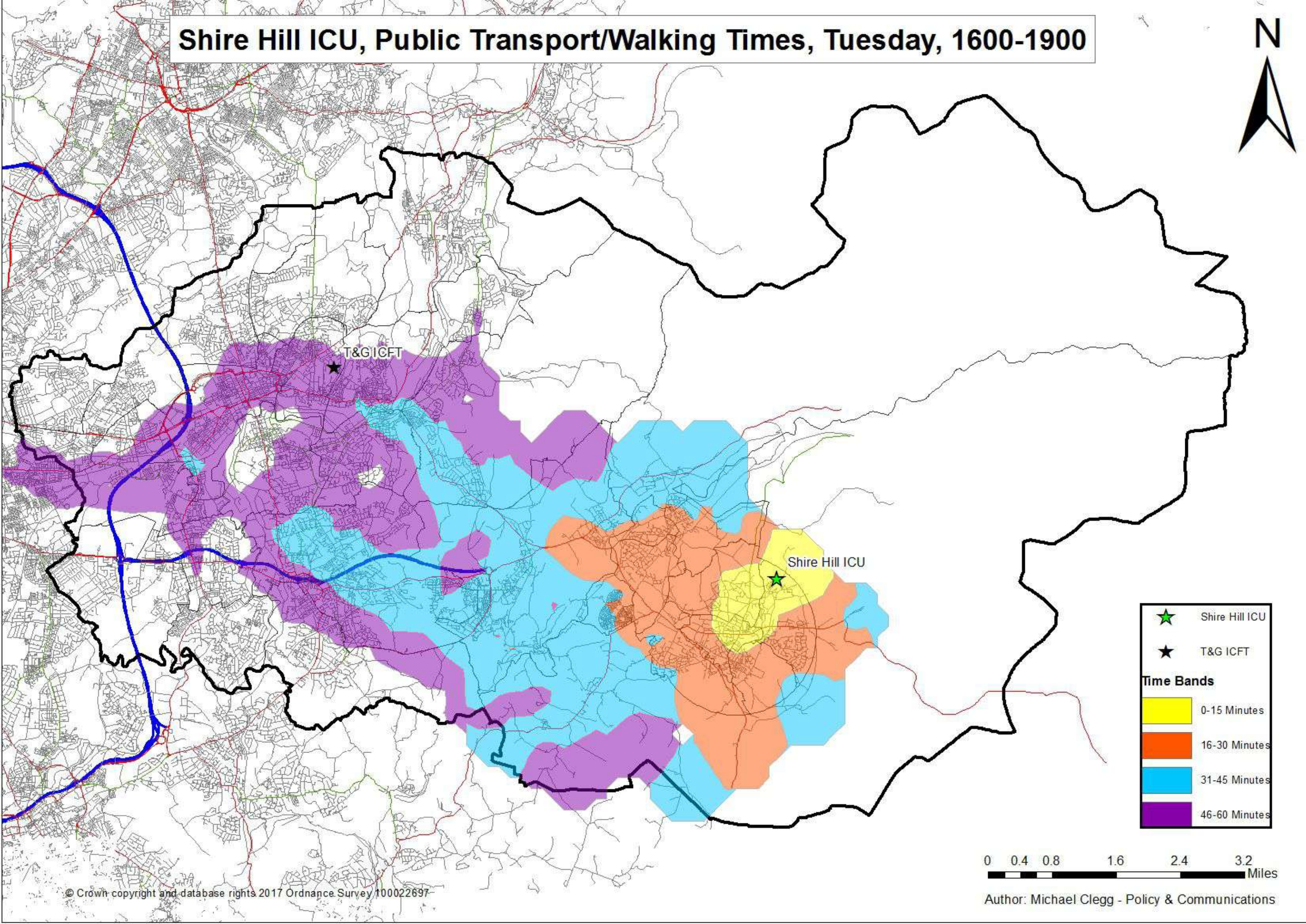
- ★ Shire Hill ICU
- ★ T&G ICFT

Time Bands

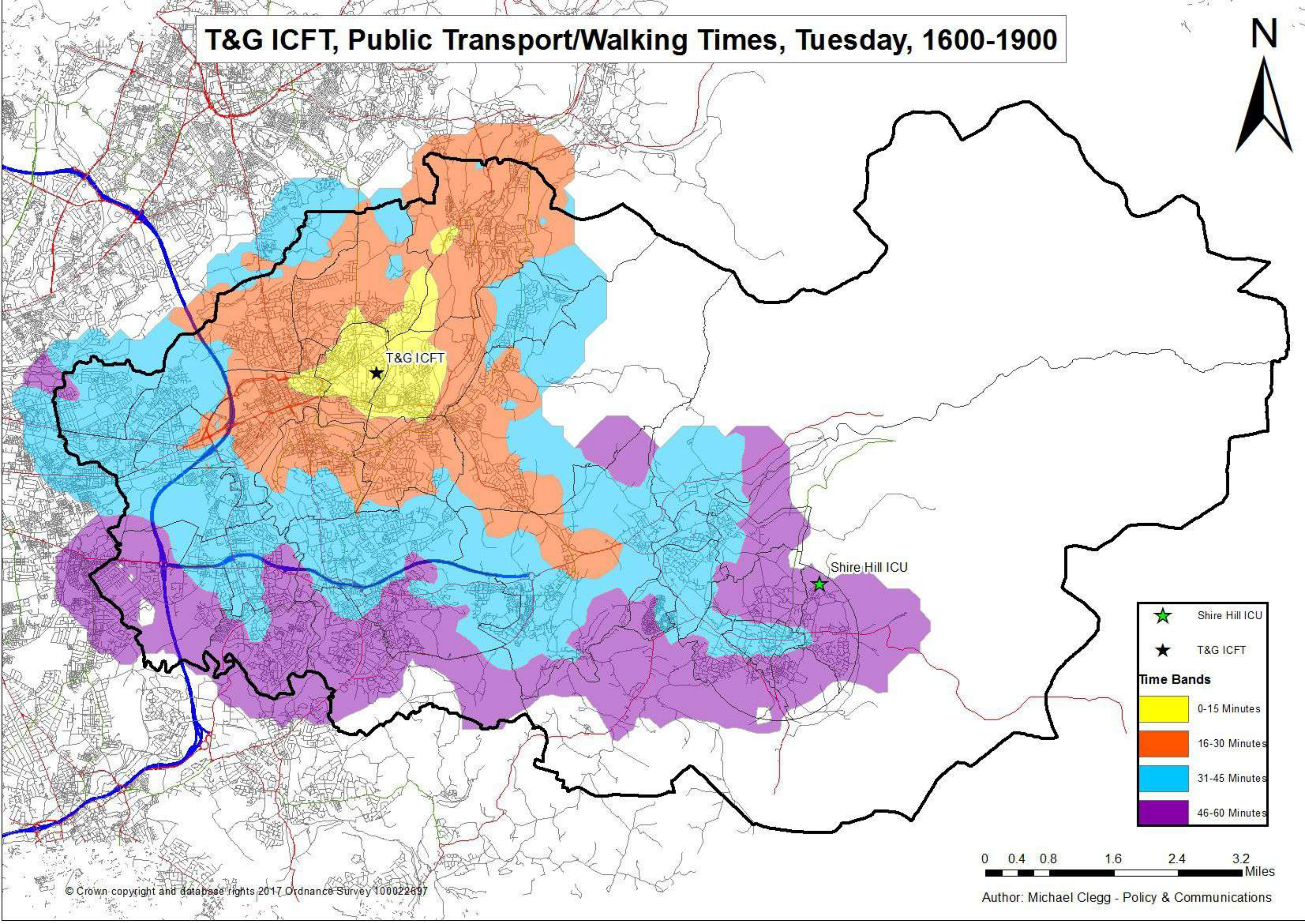
- 0-15 Minutes
- 16-30 Minutes
- 31-45 Minutes
- 46-60 Minutes



Shire Hill ICU, Public Transport/Walking Times, Tuesday, 1600-1900



T&G ICFT, Public Transport/Walking Times, Tuesday, 1600-1900



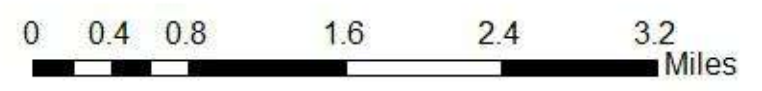
T&G ICFT

Shire Hill ICU

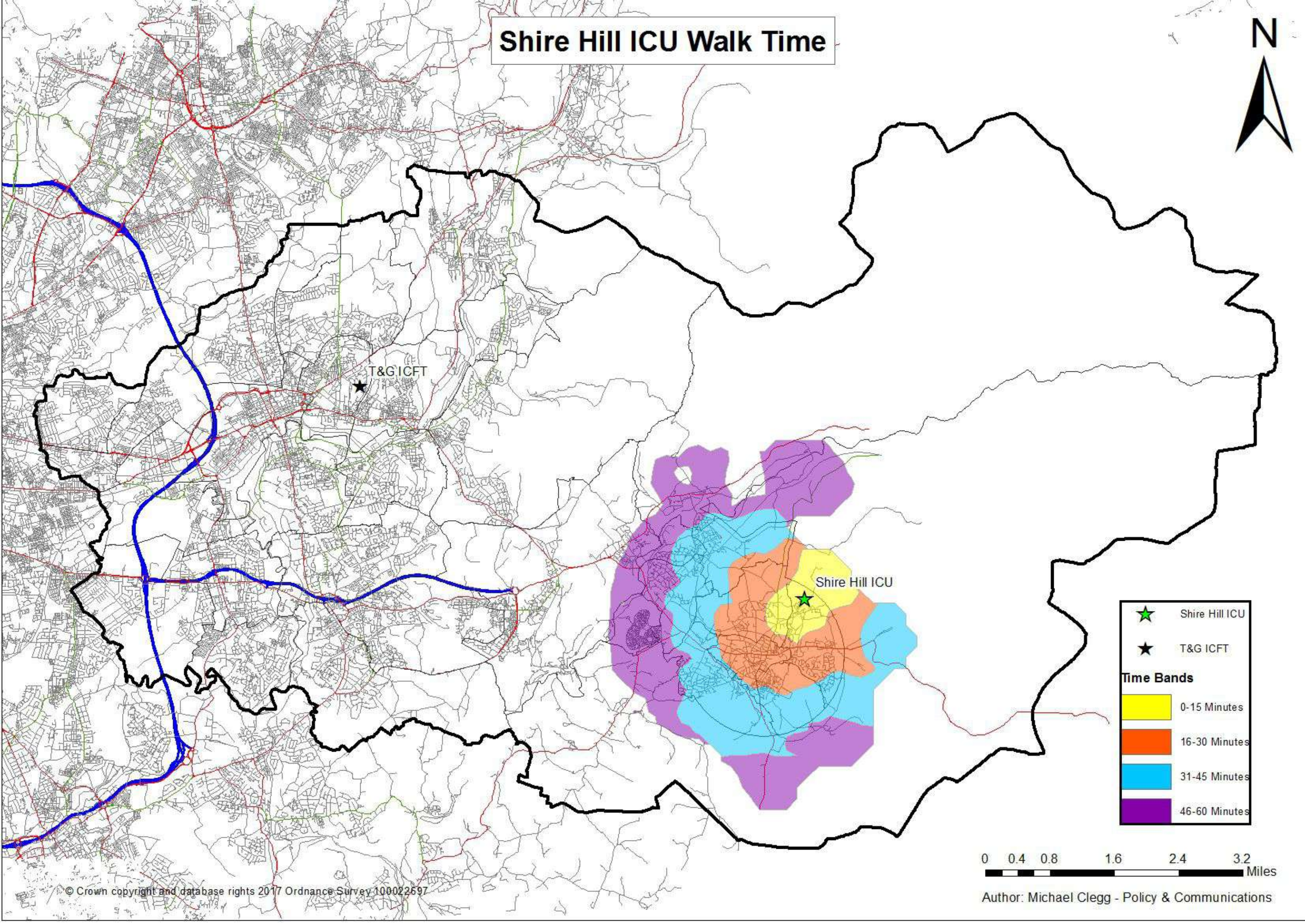
- ★ Shire Hill ICU
- ★ T&G ICFT

Time Bands

- 0-15 Minutes
- 16-30 Minutes
- 31-45 Minutes
- 46-60 Minutes



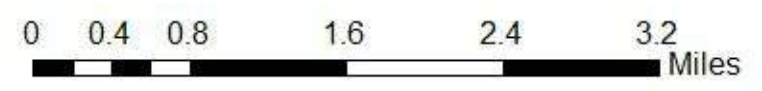
Shire Hill ICU Walk Time



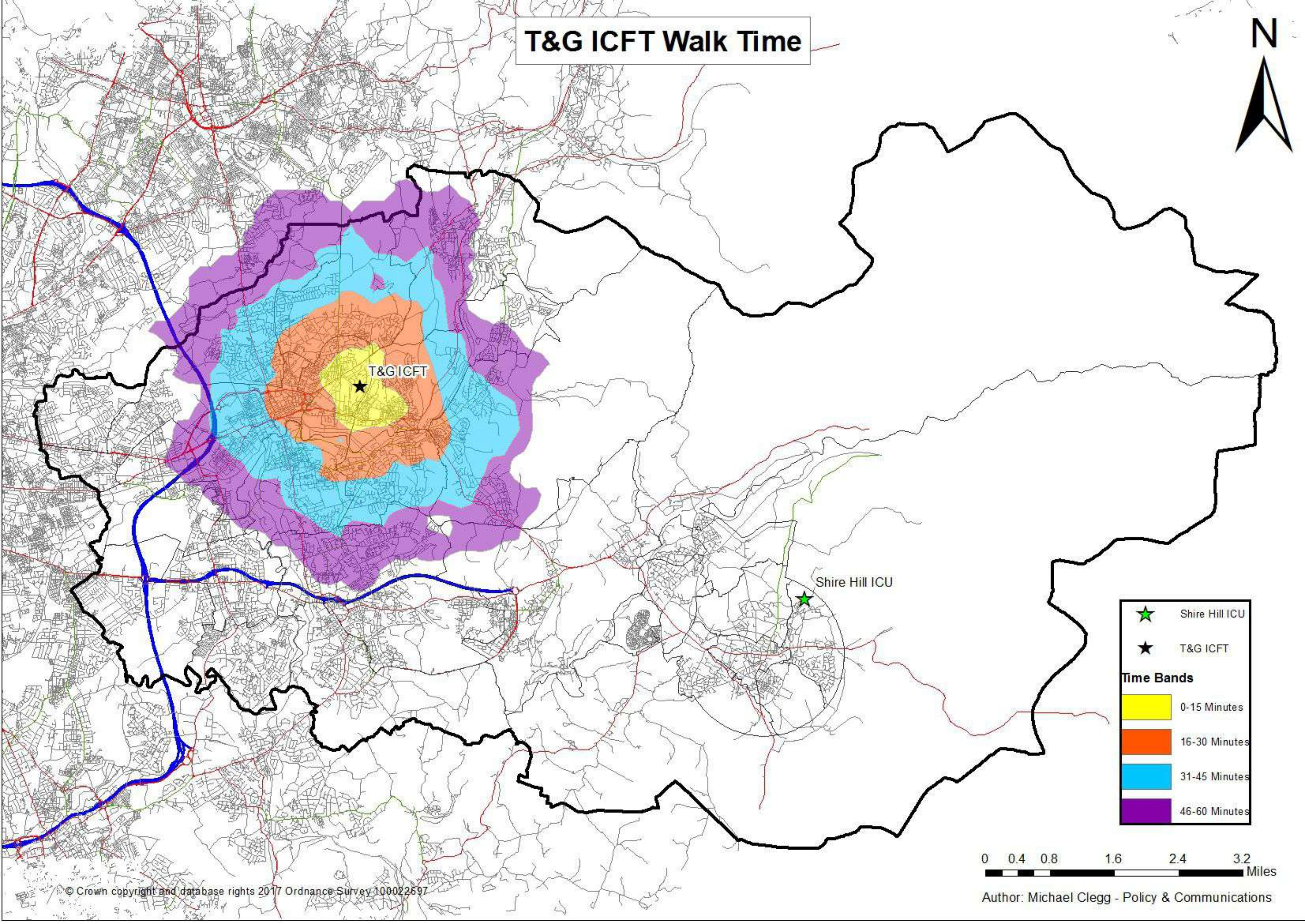
T&G ICFT

Shire Hill ICU

	Shire Hill ICU
	T&G ICFT
Time Bands	
	0-15 Minutes
	16-30 Minutes
	31-45 Minutes
	46-60 Minutes



T&G ICFT Walk Time



T&G ICFT

Shire Hill ICU

- ★ Shire Hill ICU
- ★ T&G ICFT

Time Bands

- 0-15 Minutes
- 16-30 Minutes
- 31-45 Minutes
- 46-60 Minutes

